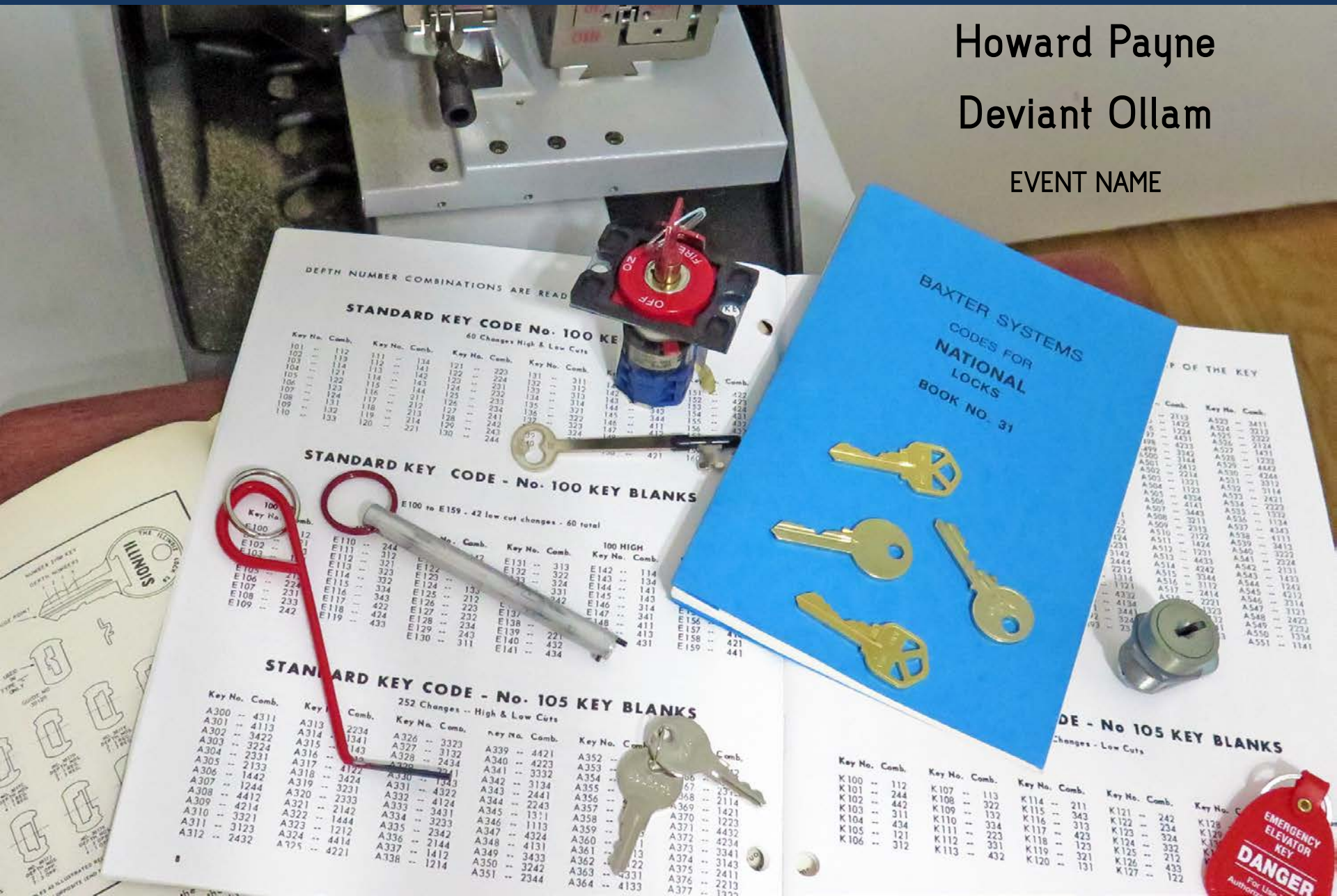


This Key is Your Key, This Key is My Key

Howard Payne

Deviant Ollam

EVENT NAME




















Dan Kirsch
@ddkirsch



Follow

Less than impressive Jetway security at JFK Airport -- hope somebody doesn't take one for a joyride



RETWEETS 8
LIKES 16



7:26 PM - 16 May 2016



8



16



Sarah
@_riut



Follow

Today I found a Wifi code reminder on a #jetbridge March 12, 2014 at 11:26AM



RETWEETS 5
LIKES 5



8:34 AM - 12 Mar 2014

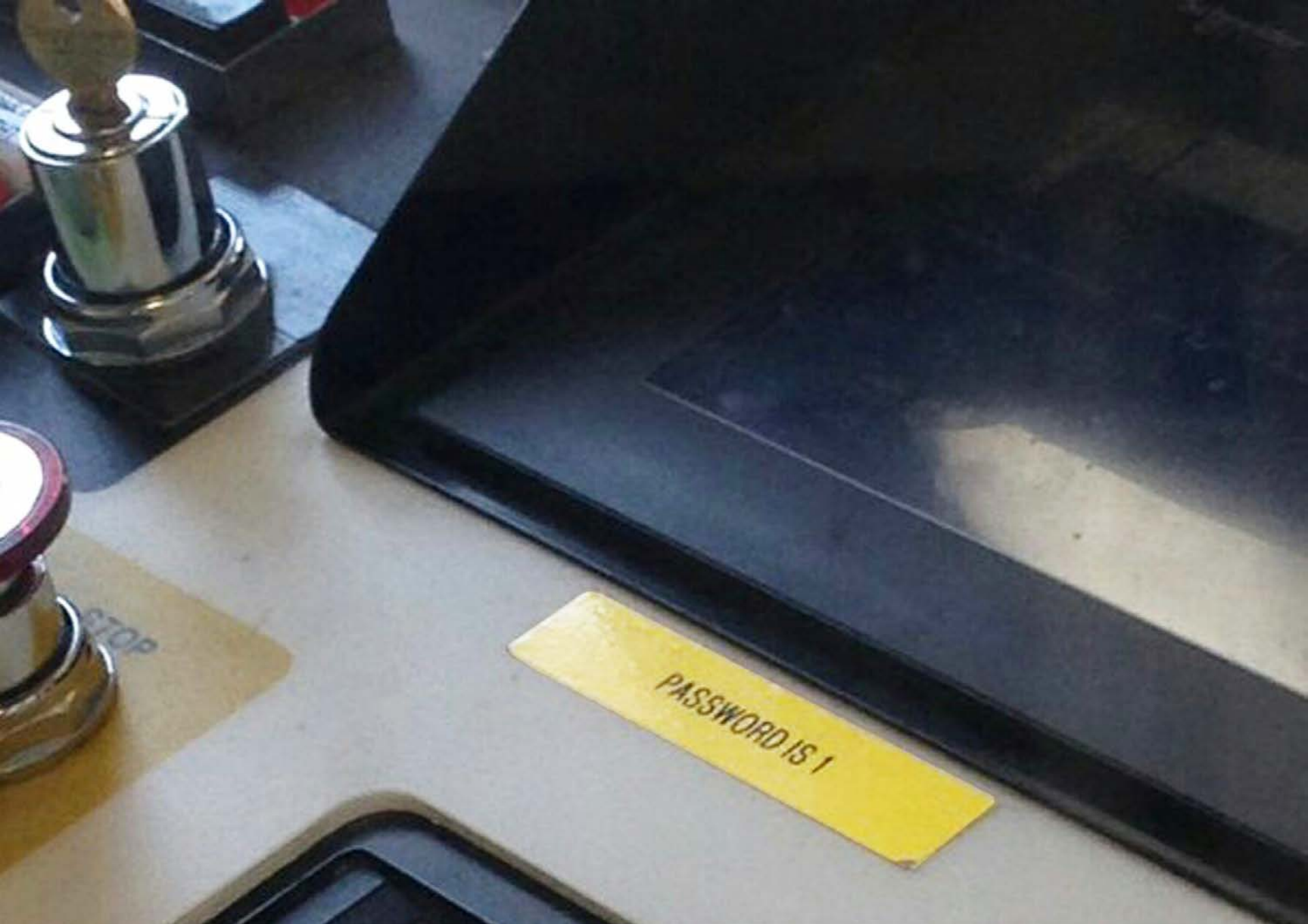


5



5







A Simple Disclaimer...

DEPTH NUMBER COMBINATIONS ARE READ

STANDARD KEY CODE No. 100 KE
60 Changes High & L

60 Changes High & Low Cuts

Key No. Comb.		Key No. Comb.		Key No. Comb.		Key No. Comb.	
101	-- 112	111	-- 134	121	-- 223	131	-- 311
102	-- 113	112	-- 141	122	-- 231	132	-- 312
103	-- 114	113	-- 142	123	-- 232	133	-- 313
104	-- 114	112	-- 141	122	-- 231	132	-- 312
105	-- 122	114	-- 142	124	-- 232	134	-- 314
106	-- 123	115	-- 144	125	-- 233	135	-- 315
107	-- 124	116	-- 145	126	-- 234	136	-- 316
108	-- 124	117	-- 211	127	-- 234	137	-- 317
109	-- 125	118	-- 212	128	-- 241	138	-- 318
110	-- 133	119	-- 213	129	-- 242	139	-- 319
		120	-- 214	130	-- 244		

STANDARD KEY CODE - No. 100 KEY BLANKS

E100 to E159 - 42 low cut changes - 60 total

100 LOW		100 HIGH	
Key No.	Comb.	Key No.	Comb.
E100	112	E142	114
E102	113	E143	134
E103	114	E144	141
E105	216	E145	143
E106	224	E146	314
E107	231	E147	341
E108	333	E148	411
E109	242	E157	416
		E158	421
		E159	424

STANDARD KEY CODE - No. 105 KEY BLANKS

252 Changes -- High & Low Cuts

Key No. Comb.		Key No. Comb.		Key No. Comb.		Key No. Comb.	
A300	-- 4311	A313	-- 2234	A326	-- 3323	A339	-- 4421
A301	-- 4113	A314	-- 1341	A327	-- 3132	A340	-- 4223
A302	-- 4113	A315	-- 143	A328	-- 2434	A341	-- 3332
A303	-- 3224	A316	-- 143	A329	-- 2241	A342	-- 3134
A304	-- 2331	A317	-- 4122	A330	-- 1343	A343	-- 2441
A305	-- 2133	A318	-- 3424	A331	-- 4322	A344	-- 2243
A306	-- 1432	A319	-- 3231	A332	-- 4122	A345	-- 1311
A307	-- 1244	A320	-- 2333	A333	-- 3431	A346	-- 1113
A308	-- 4412	A321	-- 2142	A334	-- 2342	A347	-- 4324
A309	-- 4214	A322	-- 1444	A335	-- 2144	A348	-- 4131
A310	-- 3321	A323	-- 1212	A336	-- 1412	A349	-- 3433
A311	-- 3123	A324	-- 4414	A337	-- 1214	A350	-- 3242
A312	-- 2432	A325	-- 4221	A338		A351	-- 2344

BAXTER SYSTEMS
CODES FOR
NATIONAL
LOCKS
BOOK NO. 31

P OF THE KEY

Comp.	Key No.	Comp.
- 2113	A529	- 3211
- 1422	A530	- 3213
97	A525	- 3215
97	A525	- 3227
499	A526	- 3124
500	A527	- 3431
500	A528	- 1233
502	A529	- 4442
503	A530	- 4448
- 1321	A531	- 3312
- 1123	A532	- 3114
A504	A533	- 2423
A505	A534	- 1332
A506	A535	- 1134
A508	A536	- 4443
A509	A537	- 4111
A510	A538	- 4111
A511	A539	- 3413
A512	A540	- 3413
A513	A541	- 2324
A514	A542	- 2131
A515	A543	- 4444
A516	A544	- 1242
A517	A545	- 4212
A518	A546	- 3314
A519	A547	- 2423
A520	A548	- 2234
A521	A549	- 1334
A522	A550	- 1334
A523	A551	- 1334

DE - No 105 KEY BLANKS
Changes - Low Cuts

Changes - Low Cut

Key No.	Comb.	Key No.	Comb.	Key No.	Comb.	Key No.	Comb.
K100	-- 112	K107	-- 113	K114	-- 211	K121	-- 242
K101	-- 244	K108	-- 322	K115	-- 343	K122	-- 234
K102	-- 442	K109	-- 132	K116	-- 313	K123	-- 324
K103	-- 311	K110	-- 334	K117	-- 423	K124	-- 332
K104	-- 434	K111	-- 223	K118	-- 123	K125	-- 212
K105	-- 121	K112	-- 331	K119	-- 321	K126	-- 131
K106	-- 312	K113	-- 432			K127	-- 222

**EMERGENCY
ELEVATOR
KEY**
DANGER
For Use
Authorized

if you use this information to do illegal stuff...



...you're gonna have a bad time

Remember the Electronic Voting Hubbub

DEPTH NUMBER COMBINATIONS ARE READ

STANDARD KEY CODE No. 100 KE
60 Changes High & Low Cuts

Key No.	Comb.	Key No.	Comb.	Key No.	Comb.	Key No.	Comb.
101	112	111	134	121	223	131	311
102	113	112	135	122	224	132	312
103	114	113	136	123	225	133	313
104	115	114	137	124	226	134	314
105	116	115	138	125	227	135	315
106	117	116	139	126	228	136	316
107	118	117	140	127	229	137	317
108	119	118	141	128	230	138	318
109	120	119	142	129	231	139	319
110	121	120	143	130	232	140	320

STANDARD KEY CODE - No. 100 KEY BLANKS
E100 to E159 - 42 low cut changes - 60 total


Key No.	Comb.	Key No.	Comb.	Key No.	Comb.	Key No.	Comb.
E100	112	E110	244	E120	312	E130	380
E101	113	E111	245	E121	313	E131	381
E102	114	E112	246	E122	314	E132	382
E103	115	E113	247	E123	315	E133	383
E104	116	E114	248	E124	316	E134	384
E105	117	E115	249	E125	317	E135	385
E106	118	E116	250	E126	318	E136	386
E107	119	E117	251	E127	319	E137	387
E108	120	E118	252	E128	320	E138	388
E109	121	E119	253	E129	321	E139	389

STANDARD KEY CODE - No. 105 KEY BLANKS
252 Changes -- High & Low Cuts

Key No.	Comb.	Key No.	Comb.	Key No.	Comb.	Key No.	Comb.
A300	4311	A313	2234	A326	3323	A339	4421
A301	4113	A314	2341	A327	3132	A340	4223
A302	3422	A315	143	A328	2434	A341	3332
A303	3224	A316	142	A329	2241	A342	3134
A304	2331	A317	4122	A330	2341	A343	2243
A305	2133	A318	3424	A331	4124	A344	1311
A306	1442	A319	2331	A332	4124	A345	1113
A307	1244	A320	2331	A333	3431	A346	1113
A308	4412	A321	2142	A334	3233	A347	4324
A309	4214	A322	1444	A335	2342	A348	4131
A310	3321	A323	1212	A336	2144	A349	3433
A311	3123	A324	4414	A337	1412	A350	3242
A312	2432	A325	4221	A338	1214	A351	2344

BAXTER SYSTEMS
CODES FOR
NATIONAL
LOCKS
BOOK NO. 31

EMERGENCY ELEVATOR KEY
DANGER
For Use by
Authorized Personnel Only



Diebold voting machine key copied from pic on Diebold site

BoingBoing reader Sejin says,



In another stunning blow to the security and integrity of Diebold's electronic voting machines, someone has made a copy of the key which opens ALL Diebold e-voting machines from a picture on the company's own website. The working

keys were confirmed by Princeton scientists, the same people who discovered that a simple virus hack on the Diebold machines could steal an election. Absolutely incredible and another example of how Diebold's e-voting machines pose a great threat to the electoral process.

[Link](#). *(thanks to everyone who suggested this)*

[SHARE](#) / [TWEET](#) / [COMMENTS](#)

GET THE BOING BOING NEWSLETTER

SUBSCRIBE

FROM THE BOING







Shop by category

Search...

All Categories

Search

Advanced

Back to home page | Listed in category: Collectibles > Arcade, Jukeboxes & Pinball > Jukeboxes > Replacement Parts

People who viewed this item also viewed


Feedback on our suggestions




ROCK-OLA Jukebox Cabinet Master Key ...
\$15.00



1 Rowe or AMI Wallbox, Jukebox:
\$11.99



ROCK-OLA Jukebox Cabinet Master Key ...
\$15.00



Original Wurlitzer Jukebox #RW90 Cabi...
\$17.50
Free shipping



AMI Jukebox Cabinet Master Key - C415A (VGI039)

Item condition: **New**

Quantity:

4 available / 1 sold

Price: **GBP 12.00**
Approximately
US \$15.92

Buy It Now

1 watching

[Add to watch list](#)

[Add to collection](#)

New condition

Longtime member

[Add to watch list](#)

Seller information
thejukeboxshop (1499 ★) **me**
100% Positive feedback

[Follow this seller](#)

Visit store: [The Jukebox Shop](#)
[See other items](#)

Registered as a Business Seller

Shipping: **GBP 3.45** (approx. US \$4.58) Royal Mail International Standard (Small Packets) | [See details](#)

See details about international shipping here.

Item location: **Stourbridge, United Kingdom**

Ships to: **Worldwide** | [See exclusions](#)

Delivery: **Estimated between Tue. Jul. 12 and Wed. Jul. 20**
Seller ships within 2 days after receiving cleared payment.

Payments: [PayPal](#) [VISA](#) [MasterCard](#) [American Express](#) [Discover](#)

Have one to sell? [Sell now](#)

↑ [-] c7ccheck 27 points 3 years ago

↓ Came here to say this too. Someone can make a copy based on the photo. [DIEBOLD VOTING MACHINE KEY COPIED FROM PHOTO AT COMPANY'S OWN ONLINE STORE!](#) (sorry for the caps)

[permalink](#) [embed](#) [parent](#)

↑ [-] LockAndCode 35 points 3 years ago

↓ The photo of the Diebold key isn't even the half of it. As any experienced locksmith (like me) will tell you if you show him that key, it's a C415A, which is one of the most ubiquitous small cam lock keys in the US. There are literally **millions** of keys cut to the National Cabinet Lock code C415A. It's effectively the *default* keying for all manufacturers' [knock offs of the NCL cam lock](#).

So not only is Diebold stupid for exposing the bitting of the key (12343), they're *doubly* stupid for using a key that everyone in the country probably has in their junk drawer.

[permalink](#) [embed](#) [parent](#)

↑ [-] Nabber86 4 points 3 years ago

↓ Yup. Same thing with the storage compartment locks on RV's and boats. They all use CH751.

[permalink](#) [embed](#) [parent](#)

↑ [-] LockAndCode 3 points 3 years ago

↓ Yep, that's probably the most common cam lock key for the Y11/L1054B keyway. All the storage bins in my service truck came keyed to CH751.

Second place for the Y11 keyway goes to PK625. Sentex telephone entry system out in front of your apartment building? Probably PK625.

[permalink](#) [embed](#) [parent](#)

↑ [-] mike413 2 points 3 years ago

↓ Well for a mere \$2000 you can rekey all the storage compartment locks, right?

[permalink](#) [embed](#) [parent](#)

↑ [-] Nabber86 2 points 3 years ago

crccheck comments on L X

https://www.reddit.com/r/LifeProTips/comments/14s9ti/lpt_if_you_ever_have_two_or_more_identical_keys/c7fz6g6

[-] crccheck 27 points 3 years ago

Came here to say this too. Someone can make a copy based on the photo. **DIEBOLD VOTING MACHINE KEY COPIED FROM PHOTO AT COMPANY'S OWN ONLINE STORE!** (sorry for the caps)

permalink embed parent

[-] LockAndCode 35 points 3 years ago

The photo of the Diebold key isn't even the half of it. As any experienced locksmith (like me) will tell you if you show him that key, it's a C415A, which is one of the most ubiquitous small cam lock keys in the US. There are literally **millions** of keys cut to the National Cabinet Lock code C415A. It's effectively the *default* keying for all manufacturers' knock offs of the NCL cam lock.

So not only is Diebold stupid for exposing the bitting of the key (12343), they're *doubly* stupid for using a key that everyone in the country probably has in their junk drawer.

permalink embed parent

[-] Nabber86 4 points 3 years ago

Yup. Same thing with the storage compartment locks on RV's and boats. They all use CH751.

permalink embed parent

[-] LockAndCode 3 points 3 years ago

Yep, that's probably the most common cam lock key for the Y11/L1054B keyway. All the storage bins in my service truck came keyed to CH751.

Second place for the Y11 keyway goes to PK625. Sentex telephone entry system out in front of your apartment building? Probably PK625.

permalink embed parent

[-] mike413 2 points 3 years ago

Well for a mere \$2000 you can rekey all the storage compartment locks, right?

permalink embed parent

[-] Nabber86 2 points 3 years ago

↑ [-] crccheck 27 points 3 years ago

↓ Came here to say this too. Someone can make a copy based on the photo. [DIEBOLD VOTING MACHINE KEY COPIED FROM PHOTO AT COMPANY'S OWN ONLINE STORE!](#) (sorry for the caps)

[permalink](#) [embed](#) [parent](#)

↑ [-] LockAndCode 35 points 3 years ago

↓ The photo of the Diebold key isn't even the half of it. As any experienced locksmith (like me) will tell you if you show him that key, it's a C415A, which is one of the most ubiquitous small cam lock keys in the US. There are literally **millions** of keys cut to the National Cabinet Lock code C415A. It's effectively the *default* keying for all manufacturers' [knock offs of the NCL cam lock](#).

So not only is Diebold stupid for exposing the bitting of the key (12343), they're *doubly* stupid for using a key that everyone in the country probably has in their junk drawer.

[permalink](#) [embed](#) [parent](#)

↑ [-] Nabber86 4 points 3 years ago

↓ Yup. Same thing with the storage compartment locks on RV's and boats. They all use CH751.

[permalink](#) [embed](#) [parent](#)

↑ [-] LockAndCode 3 points 3 years ago

↓ Yep, that's probably the most common cam lock key for the Y11/L1054B keyway. All the storage bins in my service truck came keyed to CH751.

Second place for the Y11 keyway goes to PK625. Sentex telephone entry system out in front of your apartment building? Probably PK625.

[permalink](#) [embed](#) [parent](#)

↑ [-] mike413 2 points 3 years ago

↓ Well for a mere \$2000 you can rekey all the storage compartment locks, right?

[permalink](#) [embed](#) [parent](#)

↑ [-] Nabber86 2 points 3 years ago



This Happens All The Time









HOME

PRODUCTS

MANUFACTURERS

OUR BRANDS

CONTACT US

Search..



We Will Find You The
BEST SHIPPING RATES



Need Help? Contact
866-965-5599



HUGE SALE ON GARAGE DOOR
AND GATE EQUIPMENT



Home > Select Products > **Gate Operators & Accessories** > Keypads , Card Readers and Fire Boxes >



A126



A126 Linear Key

Availability:: in stock

Product Code: KEY LINEAR

Product Price: \$5.24

Qty:

1

ADD TO CART



Like 0

Share

[View Quantity Discounts](#)

Description


Key for Linear Products

Features

Key for Linear Products

The "Gas Pump" Key Fiasco

The photograph illustrates the 'Gas Pump' key fiasco, a well-known incident in the locksmithing industry. It shows a variety of key-making resources, including a key machine, manuals for key codes and blanks, and a key with a 'GAS PUMP' bit. The 'Gas Pump' key is a specific type of key that has caused confusion and legal issues in the past.



One Gas Pump Key Lets Thieves Steal Your ID

The NBC Bay Area Investigative Unit has found a single master key grants access to gas pumps across the state and it's giving easy access to thieves looking to compromise Bay Area drivers' credit card information.

By Vicky Nguyen, Julie Putnam and Jeremy Carroll



The NBC Bay Area Investigative Unit has found a single master key grants access to gas pumps across the state and it's giving easy access to thieves looking to compromise Bay Area drivers credit card information. Vicky Nguyen first aired this story Nov. 8 at 11 p.m. (Published Friday, Nov. 9, 2012)

Call it the key to the kingdom. In the world of gas pumps, there is a universal key unlocking a lucrative business for identity thieves.

TRENDING STORIES

- 1 Fourth of July Bay Area Events Guide
- 2 **VIDEO** Drugs, Alcohol Not Suspected in Boy's Death at Mall: SJPD
- 3 UC Berkeley Sophomore Killed in Bangladesh Attack
- 4 San Francisco's Minimum Wage Jumps to \$13 Per Hour

SPONSORED Fourth of July Weekend Escapes

WEATHER FORECAST

<http://enterthecore.net>



School Lists



Teachers, make your supply lists easy

[Learn more](#)

What do customers buy after viewing this item?

Best Selling



Southco

This item: CH751 Key
OEM (10 keys per pack)

★★★★★ 10

\$8.79

Top Rated



Others

1 X REPLACEMENT KEY
FOR PYRAMID PTR 4000,
4000HD, 3500, & 3700
TIME CLOCK

★★★★★ 6

\$6.81

Lowest Price



Hunter and Rainbird
Hunter and Rainbird
Sprinkler Controller Door
Key

★★★★★ 48

\$5.15

Office Products > Office & School Supplies > Forms, Recordkeeping & Money Handling > Key Tags & Chains



CH751 Key OEM (10 keys per pack)

by Southco

★★★★★ 10 customer reviews

Price: **\$8.79** & **FREE Shipping** on orders over \$49. [Details](#)

Only 16 left in stock.

Want it Tuesday, July 5? Order within **28 hrs 42 mins** and choose **Two-Day Shipping** at checkout. [Details](#)

Sold by [OCSParts](#) and [Fulfilled by Amazon](#). Gift-wrap available.

- CH751 Key OEM (10 keys per pack)

[See more product details](#)

Share

Qty: 1

☐ Yes, I want **FREE Two-Day Shipping** with [Amazon Prime](#)

[Turn on 1-Click ordering for this browser](#)



All Shopping Images News Videos More Search tools

About 26,700 results (0.41 seconds)

Amazon.com: CH751 Key OEM (10 keys per pack): Home Improvement

<https://www.amazon.com/CH751-Key-OEM-keys.../B001562U11> Amazon.com, Inc. ▾

★★★★★ Rating: 4.9 - 10 reviews

Replacement **CH751 keys** for manylocks and latches! These are OEM keys from the manufacturer that fit the following applications and more. Almost every Ford ...

KEY-CH751 - RVLocksAndMore

www.rvlocksandmore.com ▸ ... ▸ Fastec (FIC) Replacement Keys ▾

KEY-CH751. #751 Replacement Key For Camper Locks RV CAMPER CH751

BAGGAGE/LUGGAGE/COMPARTMENT DOOR KEYS Replace your CH-751 to ...

CH751 RV REPLACEMENT LOCKS, CAM LOCKS, CAMLOCKS

<https://ch751.com/> ▾

CH751 Locks, Camlocks, Cam Locks, RV Accessories, RV Locks, RV Lock Solutions, RV Lock Parts, RV Keys, RV Break-In Solutions, 5th Wheel, Travel trailer, ...

Replacing Your Worthless CH751 Locks – Truck Camper Adventure

mellomikeadventures.us ▸ Modifications ▾

Mar 29, 2013 - Did you know that 60 percent of all storage compartments found in today's RVs have the same **CH751** locks and keys? No, that isn't a typo--60 ...

CH751 key...NO WAY!!!!!! - myRVparks.com

www.myrvparks.com ▸ ... ▸ www.myRVplace.com ▸ Repair and Maintenance Forum ▾

Jan 20, 2012 - 7 posts - 5 authors

I called them and ordered 6 new camlocks for my compartments because i don't want my neighbor to get into them with his **CH751** key.

CH751 Key for Bauer-Yale-Hudson T Handle Locks - Lost A Key

<https://lostakey.net/c...key...c.../ch751-key-for-baueryalehudson-t-handle-locks-p-166> ▾

The **CH751** when cut on a Y12/01122A Key blank is used on Bauer, Hudson and Yale T Handle type applications. It is also used on Brockway Trucks 1966+.

CH751 Key - Escapees | Articles & Blogs

<https://www.escapees.com/articles-and-blogs/entry/ch751-key> ▾

Dec 11, 2014 - This is when I found out that approximately 70 to 75 percent of all RVs come from the factory with the "**CH751** key." This universal key is a ...

Anyone concerned about CH751 locks and keys?? - Sunline Coach ...

www.sunlineclub.com ▸ ... ▸ Technical Forums ▸ Repairs and Maintenance ▾

Jun 28, 2009 - 9 posts - 5 authors

We just found out that our **keys** fit everybody else's locks and vice versa! Sent for info on a company that sells replacement locks. Is anyone ...

Key Ch751 - common? - TrailManor Owner's Forum

www.trailmanorowners.com ▸ ... ▸ General discussion ▾



About 26,700 results (0.41 seconds)

Amazon.com: CH751 Key OEM (10 keys per pack): Home Improvement

<https://www.amazon.com/CH751-Key-OEM-keys.../B001562U1I> ▾ Amazon.com, Inc. ▾

★★★★★ Rating: 4.9 - 10 reviews

Replacement **CH751 keys** for manylocks and latches! These are OEM keys from the manufacturer that fit the following applications and more. Almost every Ford ...

KEY-CH751 - RVLocksAndMore

www.rvlocksandmore.com ▸ ... ▸ Fastec (FIC) Replacement Keys ▾

KEY-CH751. #751 Replacement Key For Camper Locks RV CAMPER CH751

BAGGAGE/LUGGAGE/COMPARTMENT DOOR KEYS Replace your **CH-751** to ...

CH751 RV REPLACEMENT LOCKS, CAM LOCKS, CAMLOCKS

<https://ch751.com/> ▾

CH751 Locks, Camlocks, Cam Locks, RV Accessories, RV Locks, RV Lock Solutions, RV Lock Parts, RV Keys, RV Break-In Solutions, 5th Wheel, Travel trailer, ...

Replacing Your Worthless CH751 Locks – Truck Camper Adventure

mellomikeadventures.us ▸ Modifications ▾

Mar 29, 2013 - Did you know that 60 percent of all storage compartments found in today's RVs have the same **CH751** locks and keys? No, that isn't a typo--60 ...

CH751 key...NO WAY!!!! - myRVparks.com

www.myrvparks.com ▸ ... ▸ www.myRVplace.com ▸ Repair and Maintenance Forum ▾

Jan 20, 2012 - 7 posts - 5 authors

I called them and ordered 6 new camlocks for my compartments because i don't want my neighbor to get into them with his **CH751 key**.

CH751 Key for Bauer-Yale-Hudson T Handle Locks - Lost A Key

<https://lostakey.net/c...key...c.../ch751-key-for-baueryalehudson-t-handle-locks-p-166> ▾

The **CH751** when cut on a Y12/01122A Key blank is used on Bauer, Hudson and Yale T Handle type applications. It is also used on Brockway Trucks 1966+.

CH751 Key - Escapees | Articles & Blogs

<https://www.escapees.com/articles-and-blogs/entry/ch751-key> ▾

Dec 11, 2014 - This is when I found out that approximately 70 to 75 percent of all RVs come from the factory with the "**CH751 key**." This universal key is a ...

Anyone concerned about CH751 locks and keys?? - Sunline Coach ...

www.sunlineclub.com ▸ ... ▸ Technical Forums ▸ Repairs and Maintenance ▾

Jun 28, 2009 - 9 posts - 5 authors

We just found out that our **keys** fit everybody else's locks and vice versa! Sent for info on a company that sells replacement locks. Is anyone ...

Key Ch751 - common? - TrailManor Owner's Forum

www.trailmanorowners.com ▸ ... ▸ General discussion ▾

**"GAS PUMP" KEYS
EVERYWHERE**



<http://enterthecore.net>





HOME

BEFORE BUYING ▾

SHOP ▾

ABOUT US

MY ACCOUNT

MY WISHLIST

LOG IN



0 ITEM(S)

ROUGHLY 60% OF ALL RECREATIONAL VEHICLES

**SHARE THE SAME
KEY!**

SHOP NOW



MY ACCOUNT

MY WISHLIST

LOG IN



0 ITEM(S)

Home > Shop > Locks > Tubular Cam Lock



Tubular Cam Lock >

★★★★★ 3 Review(s) | Add Your Review

-Get It Right The First Time:

*Make Sure To Measure All Locks

*Make Sure To Measure All Cams

-There Is Always The Possibility of Having Different Size Locks In Every Section of Your Rig.

-Review The Printable

FREE SHIPPING

Free Shipping On All Orders Over \$125

FREE EXCHANGE


30 Day Free Exchange On Misorders After Shipping Date

Misorders After 30 Days

Restock Fee of 25% & No Returns After 90







Honeywell

Powered by
niagara AX
FRAMEWORK

Security





KEY TAG NUMERICAL INDEX

Numbers _____ to _____

KEY TAG NO.	LOCK LOCATION	KEY NO.	KEY TAG NO.	LOCK LOCATION	KEY NO.
1	Entrance Master Key	AA	32	Mail Room	140
2	Extensive Electrical Room	1XX	33	Hon Desk	131/R
3	Hon	333	34	Hon	
4	Shops (Cabinet, etc)	F009	35	Mail Room	
5	Mail box key (F009)	F009	36	Extensive key box 1st Floor	
6	Jorgens Desk (300)	109	37	Hon Desk	142
7	Hon Desk (Q.A.)	128	38	Hon Desk	1302
8	Order Desk (Cabinet)	137	39	Extensive key box	
9	Order Desk	118	40	Extensive key box	
10	Order Desk (Cabinet)	301	41	Extensive key box	
11	Order Desk (Cabinet)	41	42	Extensive key box	
12	Mail Room	43	43	Extensive key box	
13	Mail Room (Cabinet)	44	44	Extensive key box	
14	Mail Room (Cabinet)	45	45	Extensive key box	
15	Mail Room (Cabinet)	46	46	Extensive key box	
16	Computer Room Key	47	47	Extensive key box	
17	Extensive key box	48	48	Extensive key box	
18	Extensive key box	49	49	Extensive key box	
19	Extensive key box	50	50	Extensive key box	
20	Hon	105E	51	Extensive key box	
21	Hon	140	52	Extensive key box	
22	Hon	141	53	Extensive key box	
23	Hon	142	54	Extensive key box	
24	Hon	143	55	Extensive key box	
25	Hon	144	56	Extensive key box	
26	Hon	145	57	Extensive key box	
27	Hon	146	58	Extensive key box	
28	Hon	147	59	Extensive key box	
29	Hon	148	60	Extensive key box	
30	Hon	149			
31	Hon	150			
32	Hon	151			
33	Hon	152			
34	Hon	153			
35	Hon	154			
36	Hon	155			
37	Hon	156			
38	Hon	157			
39	Hon	158			
40	Hon	159			
41	Hon	160			
42	Hon	161			
43	Hon	162			
44	Hon	163			
45	Hon	164			
46	Hon	165			
47	Hon	166			
48	Hon	167			
49	Hon	168			
50	Hon	169			
51	Hon	170			
52	Hon	171			
53	Hon	172			
54	Hon	173			
55	Hon	174			
56	Hon	175			
57	Hon	176			
58	Hon	177			
59	Hon	178			
60	Hon	179			

MAISON METALZ COMPANY
201-309-1000

Reorder No.
201-3099

INSTRUCTIONS FOR SETTING CODE
PLEASE READ AND FOLLOW

YOUR PERSONAL COMBINATION

1. Turn the dial to the number 0.

2. Turn the dial to the number 1.

3. Turn the dial to the number 2.

4. Turn the dial to the number 3.

5. Turn the dial to the number 4.

6. Turn the dial to the number 5.

7. Turn the dial to the number 6.

8. Turn the dial to the number 7.

9. Turn the dial to the number 8.

10. Turn the dial to the number 9.

11. Turn the dial to the number 0.

12. Turn the dial to the number 1.

13. Turn the dial to the number 2.

14. Turn the dial to the number 3.

15. Turn the dial to the number 4.

16. Turn the dial to the number 5.

17. Turn the dial to the number 6.

18. Turn the dial to the number 7.

19. Turn the dial to the number 8.

20. Turn the dial to the number 9.

21. Turn the dial to the number 0.

22. Turn the dial to the number 1.

23. Turn the dial to the number 2.

24. Turn the dial to the number 3.

25. Turn the dial to the number 4.

26. Turn the dial to the number 5.

27. Turn the dial to the number 6.

28. Turn the dial to the number 7.

29. Turn the dial to the number 8.

30. Turn the dial to the number 9.

31. Turn the dial to the number 0.

32. Turn the dial to the number 1.

33. Turn the dial to the number 2.

34. Turn the dial to the number 3.

35. Turn the dial to the number 4.

36. Turn the dial to the number 5.

37. Turn the dial to the number 6.

38. Turn the dial to the number 7.

39. Turn the dial to the number 8.

40. Turn the dial to the number 9.

41. Turn the dial to the number 0.

42. Turn the dial to the number 1.

43. Turn the dial to the number 2.

44. Turn the dial to the number 3.

45. Turn the dial to the number 4.

46. Turn the dial to the number 5.

47. Turn the dial to the number 6.

48. Turn the dial to the number 7.

49. Turn the dial to the number 8.

50. Turn the dial to the number 9.

51. Turn the dial to the number 0.

52. Turn the dial to the number 1.

53. Turn the dial to the number 2.

54. Turn the dial to the number 3.

55. Turn the dial to the number 4.

56. Turn the dial to the number 5.

57. Turn the dial to the number 6.

58. Turn the dial to the number 7.

59. Turn the dial to the number 8.

60. Turn the dial to the number 9.

61. Turn the dial to the number 0.

62. Turn the dial to the number 1.

63. Turn the dial to the number 2.

64. Turn the dial to the number 3.

65. Turn the dial to the number 4.

66. Turn the dial to the number 5.

67. Turn the dial to the number 6.

68. Turn the dial to the number 7.

69. Turn the dial to the number 8.

70. Turn the dial to the number 9.

71. Turn the dial to the number 0.

72. Turn the dial to the number 1.

73. Turn the dial to the number 2.

74. Turn the dial to the number 3.

75. Turn the dial to the number 4.

76. Turn the dial to the number 5.

77. Turn the dial to the number 6.

78. Turn the dial to the number 7.

79. Turn the dial to the number 8.

80. Turn the dial to the number 9.

81. Turn the dial to the number 0.

82. Turn the dial to the number 1.

83. Turn the dial to the number 2.

84. Turn the dial to the number 3.

85. Turn the dial to the number 4.

86. Turn the dial to the number 5.

87. Turn the dial to the number 6.

88. Turn the dial to the number 7.

89. Turn the dial to the number 8.

90. Turn the dial to the number 9.

91. Turn the dial to the number 0.

92. Turn the dial to the number 1.

93. Turn the dial to the number 2.

94. Turn the dial to the number 3.

95. Turn the dial to the number 4.

96. Turn the dial to the number 5.

97. Turn the dial to the number 6.

98. Turn the dial to the number 7.

99. Turn the dial to the number 8.

100. Turn the dial to the number 9.



School Lists



Teachers, make your supply lists easy

Learn more

What do customers buy after viewing this item?

Best Selling



Southco

This item: CH751 Key
OEM (10 keys per pack)

★★★★★ 10

\$8.79 Prime

Top Rated



Others

1 X REPLACEMENT KEY
FOR PYRAMID PTR 4000,
4000HD, 3500, & 3700
TIME CLOCK

★★★★★ 6

\$6.81 Prime


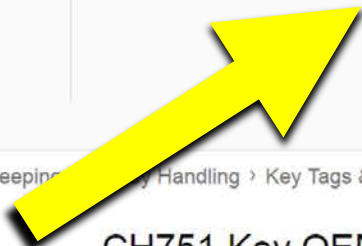
Lowest Price



Hunter and Rainbird
Hunter and Rainbird
Sprinkler Controller Door
Key

★★★★★ 48

\$5.15



Office Products > Office & School Supplies > Forms, Recordkeeping > Key Handling > Key Tags & Chains

CH751 Key OEM (10 keys per pack)

by Southco

★★★★★ 10 customer reviews

Price: **\$8.79** & **FREE Shipping** on orders over \$49. [Details](#)

Only 16 left in stock.

Want it Tuesday, July 5? Order within **28 hrs 42 mins** and choose **Two-Day Shipping** at checkout. [Details](#)

Sold by [OCSParts](#) and [Fulfilled by Amazon](#). Gift-wrap available.

- CH751 Key OEM (10 keys per pack)
- > [See more product details](#)

Share

Qty: 1

☐ Yes, I want **FREE Two-Day Shipping** with [Amazon Prime](#)

Add to Cart

[Turn on 1-Click ordering for this browser](#)





Key Switches





PRODUCTS

[REPLACEMENT KEYS](#)

[EQUIPMENT MANUALS &
WIRING DIAGRAMS](#)

[SONOZAIRE SYSTEMS](#)

[MISCELLANEOUS](#)



[Home](#) > [Replacement Keys](#) > [All Keys listed by Number](#) > [501CH](#)

Siemens 501CH replacement keys

[Email to a Friend](#)



Siemens 501CH replacement keys

- Our 501CH replacement keys operate these Siemens 30mm switches
- The key number is stamped on the switch next to the keyhole
- The 501CH key is Siemens part number: 52KEY-501CH



HUSKY 33IN 8
DRAWER CHEST
\$199

HUSKY

HUSKY 33IN 11
DRAWER CABINET
\$299





800.434.8960 X126

HOME | ABOUT US | ONLINE STORE | HUDSON OEM | CONTACT US

Search...

🛒 (0) Items

Products

- Cam Locks
- Key Blanks
- Krafty Keys
- Postal Locks
- Desk Locks
- File Cabinet Locks
- Specialty Locks
- Padlocks
- Hide-A-Key
- Key Machines
- Tools & Hardware



Locksmith Distribution



CAM LOCKS



KEY BLANKS



KRAFTY KEYS



POSTAL LOCKS




DESK LOCKS



FILE CABINET LOCKS

What About Machines?





wickedbass

06-21-2009, 07:54 PM

i invested short money in a lock pick set. if you thinking of getting into the hobby and plan on getting more cabs its not a bad way to go plus youll learn a new skill. otherwise just drill it only takes a few

arcadejunkie

06-21-2009, 07:56 PM

i actually like to drill locks its one of the few times i get to destroy something on a game without feeling bad about it

TK_Monkey

06-21-2009, 08:00 PM

I got a cab and only found the key to one of the two (coin door/cash door) keys in it. Like an idiot, I had a locksmith redo the lock i didn't have the key for to match the key I had, only to find the other key a week after the rekeyed lock was back in there. Then managed to break they key off in the door 2 days later. tl;dr - just get a new lock for a couple bucks, life's way easier that way.

KenLayton

06-21-2009, 08:34 PM

Midway Ms. Pacman cabinets all had the back door keyed alike to Fort Lock key # 1355 (double bitted). If you have a 1355 key you can take off the back door, reach in and undo the control panel latches. Now lift off control panel and you can easily remove the coin door lock without damage.

Now you can either take that lock to a locksmith and have him make a key to fit that lock or you can go buy a lock at the hardware store.

modessitt

06-21-2009, 09:14 PM

Midway Ms. Pacman cabinets all had the back door keyed alike to Fort Lock key # 1355 (double bitted). If you have a 1355 key you can take off the back door, reach in and undo the control panel latches. Now lift off control panel and you can easily remove the coin door lock without damage.

Now you can either take that lock to a locksmith and have him make a key to fit that lock or you can go buy a lock at the hardware store.

And if you DON'T have a 1355 key (because it's hanging on the inside of the coin door on a hook), your back door is locked and it's not being held on by screws:

You can use a 1/4" nut driver to remove the hand scoop and reach in with a screwdriver to remove the cam from the back door.

Then pop the latches to the control panel as Ken said, as you'll probably have a shield blocking the lock in the coin door...

Highway90

06-21-2009, 09:15 PM

Midway Ms. Pacman cabinets all had the back door keyed alike to Fort Lock key # 1355 (double bitted). If you have a 1355 key you can take off the back door, reach in and undo the control panel latches. Now lift off control panel and you can easily remove the coin door lock without damage.

Now you can either take that lock to a locksmith and have him make a key to fit that lock or you can go buy a lock at the hardware store.

Ken, Perfect!! Just what I was looking for... Glad I didn't drill it.

mc300baud

06-21-2009, 09:20 PM

you can also order locks from Bob Roberts (along with lots of other good parts for repair,) and get them keyed alike. i think he carries only #641 so you always get locks that take the same key. while it's not nearly as cool as having a pegboard full of custom game-flyer key chains, it's pretty darn handy to need only one key for all your games.

Thomas

06-21-2009, 09:30 PM

Or you could watch this seller. Buy a few locks now and get it over with. You will need more locks I promise.

http://cgi.ebay.com/ws/eBayISAPI.dll?ViewItem&item=120436297894&ru=http%3A%2F%2Fshop.ebay.com%3A80%2F%3F_from%3DR4_0%26_trksid%3Dp3907.m38.l1313%26_nkw%3D120436297894%26_sacat%3DSee-All-Categories%26_fvi%3D1&rdc=1

Great price too...

KenLayton

01-20-2009, 10:15 AM

Most Arachnid dart boards have all the cabinet locks keyed to National # C-415A except the coin door which is individual to that game or the operator. Most Rowe CD jukeboxes are keyed to National # C-092 and C-094. Valley/Dynamo pool tables are keyed alike (depending on age) on the side doors and end cleanout door, but never the cashbox door. Happ Controls and other amusement parts houses sell common coin-op keys.

Many coin operated equipment manufacturers like to standardize on one key/lock manufacturer and make most of their cabinet lock numbers the same for service persons.

Arachnid and Rowe like to use National Cabinet Lock.

Valley/Dynamo like to use Fort Lock.

Williams liked to use Fort Lock, but towards the end they switched to that gawdawful "HAWK" knockoff of a Fort Lock.

Midway used Fort Lock.

Seeburg used Illinois Lock.

Sega/Gremlin used National Cabinet Lock.

Neo Geo used National Cabinet Lock

timiskander

01-20-2009, 10:26 AM

Damn man!

Id there any tidbit of arcade info you do not have squirreled away!

thank god!! <http://forums.lymphoma.com/forums.arcade-museum.com/images/ubbgremlins/grin.gif>

cheers

/Tim

cleverlyj

01-20-2009, 11:02 AM

nice, i'll have to try that. now, will the fort lock keys from my pac work in other games, or are they coded differently

flynn54321

01-20-2009, 11:31 AM

Hmmmmmm....

I'm going to have to try my keys at that arcade store at the east town mall!

treborlice

01-20-2009, 11:34 AM

That is cool. I've never tried my keys.

KenLayton

01-20-2009, 11:59 AM

Midway: Fort Lock # 1350, 1355, MW-350 (all double bitted)

Stern videos: Fort Lock # L-355 (single bitted)

Nintendo: K-6510

Valley: Fort Lock # 1150, 1155, 2255, 54, National Cabinet Lock C-512A

Dynamo: National cabinet Lock # C-512A

Medalist Marketing darts: National Cabinet Lock # C-415A





Shop by category

Search...

Replacement Parts

Search

Advanced

Collectibles > Casino > Slots > Replacement Parts

Include description

Collectible Casino Slot Machine Replacement Parts

Categories

Slots

Replacement Parts

Machines

Manuals & Guides

Other Slots Collectibles

Condition

see all

- ☐ New (873)
- ☐ Used (4,194)
- ☐ Not Specified (145)

Price

\$ to \$

Format

see all

- ☒ All Listings (5,213)
- ☐ Auction (201)
- ☐ Buy It Now (5,045)

Item Location

see all

- ☒ Default
- ☐ Within 100 miles of 10965
- ☐ US Only
- ☐ North America
- ☐ Worldwide

All Listings Auction Buy It Now

5,213 listings Follow this search

Sort: Best Match View: Gallery view Customize...



IGT SLOT MACHINE - NEW OWNERS KIT - S+

\$54.95

Buy It Now

26 sold



IGT & Bally BATTERY, 3.6v Lithium Battery for Slot Machine

\$9.99

or Best Offer

Only 1 left!

1 watching



BALLY S6000 MPU CPU BOARD, GAME TESTED~WITH FREE CLEAR CHIPS!


\$65.00

Buy It Now

Posted March 9, 2014 - 3:27am | Updated March 11, 2014 - 5:17am

Slot machine keys available online — but who can use them?

Gallery



By HOWARD STUTZ
LAS VEGAS REVIEW-JOURNAL

Common slot machine reset keys — identical to one that caused a Reno casino to be hit with a \$1 million gaming fine — are easily found for sale on various Internet sites.

How simple?

The Las Vegas Review-Journal purchased two of the keys — often referred to as the 2341 slot machine reset/attendant key — from an eBay seller in Winona, Minn., for \$12.44, including shipping and handling.

But was the transaction a waste of money?

The key is a common tool used by slot machine technicians to gather information or

LEAVE US A MESSAGE

SUBMIT A NEWS TIP

Most Popular

Top Commented

[US home prices climb in April; 7 cities set new records](#)

[Final four stadium sites for Raiders up for debate](#)

[Is Amazon Prime worth it?](#)

[Riviera implosion goes off without a hitch — VIDEO](#)

[10 destinations worth a weekend trip from Las Vegas](#)

Columnists

Features



Inside Gaming

[Before the puck drops in Las Vegas, challenges will arise](#)

Steve Sebelius

[Asking the right question on marijuana](#)



Paul Harasim

[The theory that was proved correct and put Dr. Dipak Desai behind bars](#)

Steve Sebelius

[We're nowhere on immigration reform](#)

[More Columnists](#)

Buy Your Neighbor's Keys













**AS PRESCRIPTION DRUG
 STORAGE REGULATIONS
 CHANGE, STAY ORGANIZED
 AND SECURE,
 WITH MED-MASTER
 SECURITY BOXES TODAY**

INDUSTRIES IN HIGH DEMAND:
 MEDICAL & PHARMACEUTICAL
 GOVERNMENT FACILITIES
 CAREGIVERS & NURSING HOMES
 SCHOOLS & UNIVERSITIES
 MANUFACTURING & CORPORATIONS



**Med-Master
 EconSteel Locking
 Medication Case**



**Med-Master Steel
 Medication Case
 with RFID Lock**



**Med-Master
 Deluxe Steel
 Locking
 Medication Case**



**MedMaster
 Locking
 Medication
 Transport Bags**

What About Vehicles?





Back to previous page | Listed in category: Sporting Goods > Golf > Golf Accessories > Other Golf Accessories



Mouse over image to zoom

\$ Have one to sell? Sell now

Club Car CC1 Golf Cart Key

★★★★★ Be the first to write a review

Item condition: **New**

Quantity:

1

More than 10 available

Price: **US \$2.75**

Buy It Now

Add to cart

[Add to watch list](#)

[Add to collection](#)

Free shipping

New condition

Located in United States

[Add to watch list](#)

Seller information

be2700 (2017 ★)

99.7% Positive feedback

[Follow this seller](#)

[See other items](#)

Shipping: **FREE** Economy Shipping | [See details](#)

Item location: Horseheads, New York, United States

Ships to: United States and many other countries | [See details](#)

Delivery: Estimated between **Wed. Jul. 6** and **Tue. Jul. 19**

Payments:

PayPal

VISA

MasterCard

Discover

AMERICAN EXPRESS

Credit Cards processed by PayPal

PayPal CREDIT

Get more time to pay. [Apply Now](#) | [See Terms](#)

[See details](#)

Returns: Seller does not offer returns. You are covered by the **eBay Money Back Guarantee** if you received an item that is not as described in the listing.

Guarantee: **ebay** MONEY BACK GUARANTEE | [See details](#)

Get the item you ordered or get your money back.
Covers your purchase price and original shipping.

People who viewed this item also viewed

Feedback on our suggestions







< Back to previous page | Listed in category: Business & Industrial > Heavy Equipment Parts & Accs > Construction Equip Parts
 Business & Industrial > MRO & Industrial Supply > Safety & Security > Locks, Safes & Locksmith Gear
 > Locks >
 See more 1 Caterpillar Style Key 5P8500 5p-8500 Fits Ma...



1 CATERPILLAR STYLE KEY 5P8500 5P-8500 FITS MANY APPLICATIONS

★★★★★ 1 rating

Item condition: **New**

Quantity: More than 10 available / 67 sold

Price: **US \$3.95**

Buy It Now

Add to cart

7 watching

[Add to watch list](#)

[Add to collection](#)

67 sold

Free shipping

30-day returns

| [Add to watch list](#)

Seller information

primedieselparts (2522 ★)

99.4% Positive feedback

[Follow this seller](#)

Visit store: [primedieselparts](#)

[See other items](#)

Mouse over image to zoom



Have one to sell? **Sell now**

Shipping: **FREE** Economy Shipping | [See details](#)

Item location: **Hialeah, Florida, United States**

Ships to: **Worldwide** | [See exclusions](#)

Delivery: Estimated between **Thu. Jul. 7** and **Wed. Jul. 20**
 Use **Expedited Shipping** to get it by Jul. 8

Payments: **PayPal**

Credit Cards processed by PayPal

PayPal CREDIT

Get more time to pay. [Apply Now](#) | [See Terms](#)

[See details](#)


Returns: 30 days money back or item exchange, buyer pays return shipping, 20% restocking fee may apply | [See details](#)

Guarantee: **ebay** MONEY BACK GUARANTEE | [See details](#)

Get the item you ordered or get your money back.
 Covers your purchase price and original shipping.







Deviant Ollam ٧
@deviantollam

Vociferous champion for Oxford commas, two spaces after a period... and ellipses. When they ask how I died, tell them: still happy.

Joined March 2010



Deviant Ollam ٧
@deviantollam

@SgtHowardPayne lolz at no fleet keys



Richard Goldberg Esq @GoldbergLawDC

I hope they can get back in. You'd think the @DCPoliceDept would have master keys.
cc: Lockpickers, @TOOOL_DC @toool

RETWEETS
2

LIKES
6



12:35 AM - 30 Jun 2016



2



6



1



Reply to @SgtHowardPayne



Sgt. Howard Payne @SgtHowardPayne · Jun 30

@deviantollam @GoldbergLawDC @DCPoliceDept @TOOOL_DC @toool
Crown Vic was the best, no lock outs! Just call a taxi to bring you your key :)



3



DarkSim \ (° _ °) / @darksim905 · Jun 30

@SgtHowardPayne @deviantollam @GoldbergLawDC @DCPoliceDept
@TOOOL_DC @toool eh, or ask a state trooper



1



nite Owl @niteOwl_2600 · Jun 30

@darksim905 @SgtHowardPayne @deviantollam @GoldbergLawDC
@DCPoliceDept @TOOOL_DC @toool or flag down any other muni fleet sedan.



1



Nigel Tolley @discreetsecure · Jun 30

@niteOwl_2600 @darksim905 @SgtHowardPayne @deviantollam
@GoldbergLawDC @DCPoliceDept @TOOOL_DC @toool But that's
embarrassing!




1



Trends

Elie Wiesel #GERITA #GetHistoryDrunk #PlaygroundRock Arrieta Courtney Lee
#CokeZero400 #RejectedTributeBands Celtics Michael Cimino







1284X key



All

Shopping

Maps

Images

Videos

More ▾

Search tools


SafeSearch ▾









The image shows the open trunk of a red car, packed with various pieces of law enforcement equipment. The items are arranged in a somewhat organized manner, with some in bags and others in containers. The labels are in a bright green, sans-serif font, pointing to specific items. The background is the interior of the car's trunk, which is lined with a dark, textured material.

Cassette recorder, report forms,
biohazard collection bags,
latex gloves & germicidal wipes

Raid Shotgun

Notebook Computer

Evidence collection bags

Tactical Shoulder Weapon

Tactical Armored Vest

Crime Scene Protection, Photography Equip &
additional Evidence Collection Equipment

How Does This Happen?







www.fordvehicles.com

VEHICLE DESCRIPTION POLICE INTERCEPTOR

2006 POLICE INTERCEPTOR
5-PASSENGER
4.6L OHC SEFI V8 ENGINE
ELECTRONIC AUTO O/D TRANS

VIN 2FAPF71W76X 110934
EXTERIOR
BLACK CLEARCOAT
INTERIOR
STONE CLOTH FRONT/VINYL RR

STANDARD EQUIPMENT INCLUDED AT NO EXTRA CHARGE

EXTERIOR

- HUB CAPS
- COLOR KEYED BODY SIDE
- CONVENTIONAL SPARE TIRE
- REAR WINDOW DEFROSTER
- P235/55R17 BSW TIRES

INTERIOR

- AIR CONDITIONING
- POWER DOOR LOCKS & WINDOWS
- WINDOW EXPRESS DOWN

FUNCTIONAL

- HEAVY DUTY FLOOR COVERING
- LIGHT BAR CONNECTOR
- CLOTH BKT SEATS W/DR LUMBR
- 3.27 REAR AXLE RATIO
- HEAVY DUTY SHOCK ABSORBERS
- HEAVY DUTY STABILIZER BARS
- POWER STEERING
- HEAVY DUTY SUSPENSION
- ENGINE IDLE METER

SAFETY/SECURITY

- DRIVER/PASSENGER AIR BAGS
- ANTI-LOCK BRAKING SYSTEM
- WARRANTY**
- 3 YR/36,000 MILES


10

Compare this vehicle to others in the FREE FUEL ECONOMY GUIDE available at the dealer.

CITY MPG

16

Actual Mileage will vary with options, driving conditions, driving habits and vehicle's condition. Results reported to EPA indicate that the majority of vehicles with these estimates will achieve between 13 and 19 mpg in the city and between 19 and 27 mpg on the highway.



For more information see
WWW.FUELECONOMY.GOV

2006 CROWN VICTORIA POLICE,
4.6 LITER ENGINE,
(F.F.S.) 8 CYLINDERS,
FUEL INJECTION,
CATALYST, ELECTRONIC 4-SPEED
AUTOMATIC TRANSMISSION.

Estimated Annual Fuel Cost: \$1835

HIGHWAY MPG

23

For Comparison Shopping
all vehicles classified as
LARGE

have been issued mileage ratings
ranging from 10 to 24 mpg city
and 14 to 34 mpg highway.

PRICE INFORMATION

Manufacturer's
Suggested Retail Price

STANDARD VEHICLE PRICE **\$25,140.00**

INCLUDED ON THIS VEHICLE

- ORDER CODE 720A-POL INTR 327
- POLICE PACKAGE
- DUAL EXHAUST SYSTEM
- DRIVER/PASSENGER AIR BAGS
- HEAVY-DUTY BATTERY
- ENGINE IDLE METER

OPTIONAL EQUIPMENT

	NO CHARGE
VIBRANT WHITE ACCENT PAINT	
FRONT LICENSE PLATE BRACKET	25.00
REAR DOOR LOCKS/HANDLES INOP	320.00
SILICONE HOSES/AIRCRAFT CLAMPS	380.00
8-WAY POWER DRIVER'S SEAT	50.00
KEYED ALIKE -KEY CODE 1284X	20.00
COURTESY LAMPS DISABLED	340.00
DRIVER AND PASSENGER SPOT LAMP	95.00
NOISE SUPPRESSION BOND STRAPS	120.00
POWER ADJUSTABLE PEDALS	60.00
DECKLID RELEASE ON IP AND DOOR	95.00
FRONT POWER DISTRIBUTION BOX	25.00
REAR DOOR POWER WINDOW DELETE	450.00
TUTONE #1	

TOTAL VEHICLE & OPTIONS 27,120.00
DESTINATION & DELIVERY 750.00



This vehicle qualifies for auto insurance discounts, call
1-866-367-3131 or visit www.fordautoinsurance.com for
availability in your state.

TOTAL MSRP \$27,870.00

2FAPF71W76X110934



Ford Extended Service Plan is the ONLY service contract backed by Ford and honored by over 5,100 Ford and Lincoln Mercury Dealers. Ask your dealer for prices and additional details or see our website at www.Ford-ESP.com.

SOLD TO
South City Ford
315 Airport Blvd.
South San Francisco CA 94080

SHIP TO (IF OTHER THAN SOLD TO)

SHIP THROUGH ITEM#: 72-F004 O/T 5

VEHICLE IDENTIFICATION NO. 2FAPF71W76X110934	DEALER NO. 72J 026	FINAL ASSEMBLY POINT ST. THOMAS	METHOD OF TRANSP. RAIL	ONE RX76	TWO	THIS LABEL IS AFFIXED PURSUANT TO FEDERAL AUTOMOBILE INFORMATION DISCLOSURE ACT. GASOLINE, LICENSE AND TITLE FEES, STATE AND LOCAL TAXES AND DEALER INSTALLED OPTIONS ARE NOT INCLUDED. 5J261 N RA 2X 615 002276 09 26 05
---	-----------------------	------------------------------------	---------------------------	-------------	-----	--



<http://enterthecore.net>



www.fordvehicles.com

VEHICLE DESCRIPTION POLICE INTERCEPTOR

2006 POLICE INTERCEPTOR
5-PASSENGER
4.6L OHC SEFI V8 ENGINE
ELECTRONIC AUTO O/D TRANS

VIN 2FAFP71W76X 110934
EXTERIOR
BLACK CLEARCOAT
INTERIOR
STONE CLOTH FRONT/VINYL RR

STANDARD EQUIPMENT INCLUDED AT NO EXTRA CHARGE

EXTERIOR

- HUB CAPS
- COLOR KEYED BODY SIDE
- CONVENTIONAL SPARE TIRE
- REAR WINDOW DEFROSTER
- P235/55R17 BSW TIRES

INTERIOR

- AIR CONDITIONING
- POWER DOOR LOCKS & WINDOWS
- WINDOW EXPRESS DOWN

FUNCTIONAL

- HEAVY DUTY FLOOR COVERING
- LIGHT BAR CONNECTOR
- CLOTH BKT SEATS W/DR LUMBR
- 3.27 REAR AXLE RATIO
- HEAVY DUTY SHOCK ABSORBERS
- HEAVY DUTY STABILIZER BARS
- POWER STEERING
- HEAVY DUTY SUSPENSION
- ENGINE IDLE METER

SAFETY/SECURITY

- DRIVER/PASSENGER AIR BAGS
- ANTI-LOCK BRAKING SYSTEM

WARRANTY

- 3 YR/36,000 MILES


10

Compare this vehicle to others in the FREE FUEL ECONOMY GUIDE available at the dealer.

CITY MPG

16

Actual Mileage will vary with options, driving conditions, driving habits and vehicle's condition. Results reported to EPA indicate that the majority of vehicles with these estimates will achieve between 13 and 19 mpg in the city and between 19 and 27 mpg on the highway.



For more information see
WWW.FUELECONOMY.GOV

2006 CROWN VICTORIA POLICE,
4.6 LITER ENGINE,
(F.F.S.) 8 CYLINDERS,
FUEL INJECTION,
CATALYST, ELECTRONIC 4-SPEED
AUTOMATIC TRANSMISSION.

Estimated Annual Fuel Cost: \$1835

HIGHWAY MPG

23

For Comparison Shopping
all vehicles classified as
LARGE

have been issued mileage ratings
ranging from 10 to 24 mpg city
and 14 to 34 mpg highway.

PRICE INFORMATION

Manufacturer's
Suggested Retail Price

STANDARD VEHICLE PRICE \$25,140.00

INCLUDED ON THIS VEHICLE

- ORDER CODE 720A-POL INTR 327
- POLICE PACKAGE
- DUAL EXHAUST SYSTEM
- DRIVER/PASSENGER AIR BAGS
- HEAVY-DUTY BATTERY
- ENGINE IDLE METER

OPTIONAL EQUIPMENT

VIBRANT WHITE ACCENT PAINT	NO CHARGE
FRONT LICENSE PLATE BRACKET	25.00
REAR DOOR LOCKS/HANDLES INOP	320.00
SILICONE HOSES/AIRCRAFT CLAMPS	380.00
8-WAY POWER DRIVER'S SEAT	50.00
KEYED ALIKE -KEY CODE 1284X	20.00
COURTESY LAMPS DISABLED	340.00
DRIVER AND PASSENGER SPOT LAMP	95.00
NOISE SUPPRESSION BOND STRAPS	120.00
POWER ADJUSTABLE PEDALS	60.00
DECKLID RELEASE ON IP AND DOOR	95.00
FRONT POWER DISTRIBUTION BOX	25.00
REAR DOOR POWER WINDOW DELETE	450.00
TUTONE #1	

TOTAL VEHICLE & OPTIONS 27,120.00
DESTINATION & DELIVERY 750.00



This vehicle qualifies for auto insurance discounts, call
1-866-367-3131 or visit www.fordautoinsurance.com for
availability in your state.

TOTAL MSRP \$27,870.00

2FAFP71W76X110934



Ford Extended Service Plan is the ONLY service contract backed by Ford and honored by over 5,100 Ford and Lincoln Mercury Dealers. Ask your dealer for prices and additional details or see our website at www.Ford-ESP.com.

SOLD TO
South City Ford
315 Airport Blvd.
South San Francisco CA 94080

SHIP TO (IF OTHER THAN SOLD TO)

SHIP THROUGH ITEM#: 72-F004 O/T 5

VEHICLE IDENTIFICATION NO. 2FAFP71W76X110934	DEALER NO. 72J 026	FINAL ASSEMBLY POINT ST. THOMAS	METHOD OF TRANSP. RAIL	ONE RX76	TWO	THIS LABEL IS AFFIXED PURSUANT TO FEDERAL AUTOMOBILE INFORMATION DISCLOSURE ACT. GASOLINE, LICENSE AND TITLE FEES, STATE AND LOCAL TAXES AND DEALER INSTALLED OPTIONS ARE NOT INCLUDED. 5J261 N RA 2X 615 002276 09 26 05
---	-----------------------	------------------------------------	---------------------------	-------------	-----	--



http://enterthecore.net

Look Up Your Neighbor's Key

[illegible]

Look Up Your Neighbor's Key

Look Up Your Neighbor's Key

DEPTH NUMBER COMBINATIONS ARE READ

STANDARD KEY CODE No. 100 KE
60 Changes High & Low Cuts

Key No.	Comb.	Key No.	Comb.	Key No.	Comb.	Key No.	Comb.
101	112	111	134	121	223	131	311
102	113	112	135	122	224	132	312
103	114	113	136	123	225	133	313
104	115	114	137	124	226	134	314
105	116	115	138	125	227	135	315
106	117	116	139	126	228	136	316
107	118	117	140	127	229	137	317
108	119	118	141	128	230	138	318
109	120	119	142	129	231	139	319
110	121	120	143	130	232	140	320

STANDARD KEY CODE - No. 100 KEY BLANKS
E100 to E159 - 42 low cut changes - 60 total

Key No.	Comb.	Key No.	Comb.	Key No.	Comb.	Key No.	Comb.
E100	112	E110	244	E120	312	E130	380
E101	113	E111	245	E121	313	E131	381
E102	114	E112	246	E122	314	E132	382
E103	115	E113	247	E123	315	E133	383
E104	116	E114	248	E124	316	E134	384
E105	117	E115	249	E125	317	E135	385
E106	118	E116	250	E126	318	E136	386
E107	119	E117	251	E127	319	E137	387
E108	120	E118	252	E128	320	E138	388
E109	121	E119	253	E129	321	E139	389

STANDARD KEY CODE - No. 105 KEY BLANKS
252 Changes -- High & Low Cuts

Key No.	Comb.	Key No.	Comb.	Key No.	Comb.	Key No.	Comb.
A300	4311	A310	4321	A320	4331	A330	4341
A301	4312	A311	4322	A321	4332	A331	4342
A302	4313	A312	4323	A322	4333	A332	4343
A303	4314	A313	4324	A323	4334	A333	4344
A304	4315	A314	4325	A324	4335	A334	4345
A305	4316	A315	4326	A325	4336	A335	4346
A306	4317	A316	4327	A326	4337	A336	4347
A307	4318	A317	4328	A327	4338	A337	4348
A308	4319	A318	4329	A328	4339	A338	4349
A309	4320	A319	4330	A329	4340	A339	4350

BAXTER SYSTEMS CODES FOR NATIONAL LOCKS BOOK NO. 31

Comb.	Key No.	Comb.	Key No.
2113	A523	2411	A523
1422	A524	2213	A524
1724	A525	2222	A525
4431	A526	2124	A526
4233	A527	1431	A527
3144	A528	1223	A528
3342	A529	4442	A529
2412	A530	4246	A530
2214	A531	2312	A531
1321	A532	3114	A532
1123	A533	2421	A533
4334	A534	2223	A534
4141	A535	1132	A535
3443	A536	1134	A536
3211	A537	4343	A537
2313	A538	4111	A538
1424	A539	3413	A539
1231	A540	3222	A540
1231	A541	2524	A541
1424	A542	2131	A542
1314	A543	1433	A543
1112	A544	1242	A544
4332	A545	4212	A545
4134	A546	3514	A546
3443	A547	3121	A547
3244	A548	2423	A548
2344	A549	2234	A549
2134	A550	1334	A550
1433	A551	1141	A551

STANDARD KEY CODE - No. 105 KEY BLANKS
Changes - Low Cuts

Key No.	Comb.	Key No.	Comb.	Key No.	Comb.	Key No.	Comb.
K100	112	K107	113	K114	211	K121	242
K101	244	K108					

Look Up Your Neighbor's Key

The image shows a collection of key-related items on a desk. In the background, a key machine is visible with a key inserted into its mechanism. In the foreground, several key code books and manuals are spread out. The books include 'STANDARD KEY CODE No. 100 KE', 'STANDARD KEY CODE - No. 100 KEY BLANKS', 'BAXTER SYSTEMS CODES FOR NATIONAL LOCKS BOOK NO. 31', and 'STANDARD KEY CODE - No. 105 KEY BLANKS'. A key is also visible in the foreground, and a small 'DANGER' tag is attached to one of the books.

Look Up Your Neighbor's Key

DEPTH NUMBER COMBINATIONS ARE READ

STANDARD KEY CODE No. 100 KE
60 Changes High & Low Cuts

Key No.	Comb.	Key No.	Comb.	Key No.	Comb.	Key No.	Comb.
101	112	111	134	121	223	131	311
102	113	112	135	122	224	132	312
103	114	113	136	123	225	133	313
104	115	114	137	124	226	134	314
105	116	115	138	125	227	135	315
106	117	116	139	126	228	136	316
107	118	117	140	127	229	137	317
108	119	118	141	128	230	138	318
109	120	119	142	129	231	139	319
110	121	120	143	130	232	140	320

STANDARD KEY CODE - No. 100 KEY BLANKS
E100 to E159 - 42 low cut changes - 60 total

Key No.	Comb.	Key No.	Comb.	Key No.	Comb.	Key No.	Comb.
E100	112	E110	244	E120	312	E130	380
E101	113	E111	245	E121	313	E131	381
E102	114	E112	246	E122	314	E132	382
E103	115	E113	247	E123	315	E133	383
E104	116	E114	248	E124	316	E134	384
E105	117	E115	249	E125	317	E135	385
E106	118	E116	250	E126	318	E136	386
E107	119	E117	251	E127	319	E137	387
E108	120	E118	252	E128	320	E138	388
E109	121	E119	253	E129	321	E139	389

STANDARD KEY CODE - No. 105 KEY BLANKS
252 Changes -- High & Low Cuts

Key No.	Comb.	Key No.	Comb.	Key No.	Comb.	Key No.	Comb.
A300	4311	A310	4321	A320	4331	A330	4341
A301	4312	A311	4322	A321	4332	A331	4342
A302	4313	A312	4323	A322	4333	A332	4343
A303	4314	A313	4324	A323	4334	A333	4344
A304	4315	A314	4325	A324	4335	A334	4345
A305	4316	A315	4326	A325	4336	A335	4346
A306	4317	A316	4327	A326	4337	A336	4347
A307	4318	A317	4328	A327	4338	A337	4348
A308	4319	A318	4329	A328	4339	A338	4349
A309	4320	A319	4330	A329	4340	A339	4350

BAXTER SYSTEMS CODES FOR NATIONAL LOCKS BOOK NO. 31

Comb.	Key No.	Comb.	Key No.
2113	A523	2411	A551
1422	A524	2213	A552
1724	A525	2222	A553
4431	A526	2124	A554
4233	A527	1431	A555
3144	A528	1233	A556
3342	A529	4442	A557
2412	A530	4246	A558
2214	A531	2312	A559
1321	A532	3114	A560
1123	A533	2421	A561
4334	A534	2223	A562
4343	A535	1134	A563
4141	A536	4343	A564
3443	A537	4343	A565
3211	A538	4134	A566
2313	A539	3413	A567
1424	A540	2524	A568
1231	A541	2133	A569
1124	A542	2133	A570
4242	A543	1433	A571
3344	A544	1242	A572
3112	A545	4212	A573
2414	A546	2514	A574
2221	A547	3121	A575
1323	A548	2423	A576
1132	A549	2234	A577
4343	A550	1334	A578
4141	A551	1141	A579

STANDARD KEY CODE - No. 105 KEY BLANKS
Changes - Low Cuts

Key No.	Comb.	Key No.	Comb.	Key No.	Comb.	Key No.	Comb.
K100	112	K107	113	K114	211	K121	242
K101	244	K108					

Look Up Your Neighbor's Key

DEPTH NUMBER COMBINATIONS ARE READ

STANDARD KEY CODE No. 100 KE
60 Changes High & Low Cuts

Key No.	Comb.	Key No.	Comb.	Key No.	Comb.	Key No.	Comb.
101	112	111	134	121	223	131	311
102	113	112	135	122	224	132	312
103	114	113	136	123	225	133	313
104	115	114	137	124	226	134	314
105	116	115	138	125	227	135	315
106	117	116	139	126	228	136	316
107	118	117	140	127	229	137	317
108	119	118	141	128	230	138	318
109	120	119	142	129	231	139	319
110	121	120	143	130	232	140	320

STANDARD KEY CODE - No. 100 KEY BLANKS
E100 to E159 - 42 low cut changes - 60 total

Key No.	Comb.	Key No.	Comb.	Key No.	Comb.	Key No.	Comb.
E100	112	E110	244	E120	312	E130	380
E101	113	E111	245	E121	313	E131	381
E102	114	E112	246	E122	314	E132	382
E103	115	E113	247	E123	315	E133	383
E104	116	E114	248	E124	316	E134	384
E105	117	E115	249	E125	317	E135	385
E106	118	E116	250	E126	318	E136	386
E107	119	E117	251	E127	319	E137	387
E108	120	E118	252	E128	320	E138	388
E109	121	E119	253	E129	321	E139	389

STANDARD KEY CODE - No. 105 KEY BLANKS
252 Changes -- High & Low Cuts

Key No.	Comb.	Key No.	Comb.	Key No.	Comb.	Key No.	Comb.
A300	4311	A310	4321	A320	4331	A330	4341
A301	4312	A311	4322	A321	4332	A331	4342
A302	4313	A312	4323	A322	4333	A332	4343
A303	4314	A313	4324	A323	4334	A333	4344
A304	4315	A314	4325	A324	4335	A334	4345
A305	4316	A315	4326	A325	4336	A335	4346
A306	4317	A316	4327	A326	4337	A336	4347
A307	4318	A317	4328	A327	4338	A337	4348
A308	4319	A318	4329	A328	4339	A338	4349
A309	4320	A319	4330	A329	4340	A339	4350

BAXTER SYSTEMS CODES FOR NATIONAL LOCKS BOOK NO. 31

Comb.	Key No.	Comb.	Key No.
2113	A523	2411	A523
1422	A524	2213	A524
1724	A525	2222	A525
4431	A526	2124	A526
4233	A527	1431	A527
3144	A528	1223	A528
3342	A529	4442	A529
2412	A530	4246	A530
2214	A531	2312	A531
1321	A532	3114	A532
1123	A533	2421	A533
4334	A534	2223	A534
4141	A535	1132	A535
3443	A536	1134	A536
3211	A537	4343	A537
2313	A538	4111	A538
1424	A539	3413	A539
1231	A540	3222	A540
1231	A541	2133	A541
1424	A542	4343	A542
1314	A543	4133	A543
1112	A544	1242	A544
4332	A545	4212	A545
4134	A546	3514	A546
3443	A547	3121	A547
3244	A548	2423	A548
2344	A549	2234	A549
2133	A550	1334	A550
1141	A551	1141	A551

STANDARD KEY CODE - No. 105 KEY BLANKS
Changes - Low Cuts

Key No.	Comb.	Key No.	Comb.	Key No.	Comb.	Key No.	Comb.
K100	112	K107	113	K114	211	K121	242
K101	244	K108					

[illegible][illegible]

Look Up Your Neighbor's Key

The image shows a collection of locksmithing reference materials and tools. At the top, a key machine is partially visible. Below it, several manuals and books are spread out. The first manual is titled "STANDARD KEY CODE No. 100 KE" and contains tables of key combinations. Next to it is a book titled "BAXTER SYSTEMS CODES FOR NATIONAL LOCKS BOOK NO. 31". Another manual is titled "STANDARD KEY CODE - No. 100 KEY BLANKS". A small lock cylinder is placed on one of the manuals. Several keys are scattered around, some of which are placed on the manuals. A small lock cylinder is also visible. The overall scene suggests a professional locksmith's workspace or a collection of locksmithing reference materials.[illegible]

Look Up Your Neighbor's Key

The image shows a collection of locksmithing reference materials and tools. At the top, a mechanical device, likely a key cutting machine, is partially visible. Below it, several manuals and books are spread out. The most prominent one is 'STANDARD KEY CODE No. 100 KE' by 60 Changes High & Low Cuts, which contains multiple tables of key codes and combinations. Another manual is titled 'STANDARD KEY CODE - No. 100 KEY BLANKS' and includes instructions for E100 to E159. To the right, a book titled 'BAXTER SYSTEMS CODES FOR NATIONAL LOCKS BOOK NO. 31' is open, displaying a grid of key codes. Several keys are scattered across the manuals, some resting on specific code entries. A small lock cylinder is also visible near the bottom right. The overall scene suggests a professional locksmith's workspace or a collection of essential tools for key duplication and repair.

Look Up Your Neighbor's Key

Look Up Your Neighbor's Key

CORRECT CHANGE
ONLY WHEN LIT



PRESS FOR COIN RET



INTELLE VEND
2000



SINGLE BITTED KEY CODE

KEY NO.	DEPTH CUTS	K-5 BLANK KEY NO.	DEPTH CUTS	K-5 BLANK KEY NO.	DEPTH CUTS	K-5 BLANK KEY NO.	DEPTH CUTS
01	13531	ML-151	35335	ML-201	15135	ML-251	15313
02	13531	152	51315	202	31115	252	31153
03	13511	153	31555	203	31555	253	33133
04	31331	154	55135	204	33535	254	35113
05	33331	155	13131	205	35515	255	35553
06	35311	ML-156	15111	ML-206	51355	ML-256	51533
07	51531	157	15551	207	53335	257	53513
08	53131	158	31531	208	55315	258	55533
09	55111	159	33511	209	11331	259	11555
10	11553	160	35351	210	13311	260	13353
11	13533	ML-161	51331	ML-211	15151	ML-261	15315
12	15513	162	53311	212	31131	262	31155
13	31533	163	55151	213	33111	263	33135
14	33333	164	13133	214	35551	264	35115
15	35313	165	15113	215	35531	265	35555
16	51153	ML-166	15553	ML-216	51511	ML-266	51535
17	53133	167	31533	217	53551	267	53515
18	55113	168	33513	218	55331	268	55555
19	11555	169	35353	219	11333	269	13351
20	13535	170	51333	220	13313	270	15331
21	15515	ML-171	53313	ML-221	15153	ML-271	31311
22	31355	172	55153	222	31133	272	33151
23	33335	173	13135	223	33113	273	35131
24	35315	174	15115	224	33533	274	51111
25	51155	175	15555	225	35533	275	51551
26	53135	ML-176	31535	ML-226	51513	ML-276	53531
27	55115	177	33515	227	53533	277	55511
28	13111	178	35355	228	55333	278	13353
29	13551	179	51335	229	11335	279	15333
30	15531	180	53315	230	13315	280	31313
31	31511	ML-181	55155	ML-231	15155	ML-281	33153
32	33351	182	13151	232	31135	282	35133
33	35331	183	15131	233	33115	283	51113
34	51311	184	31111	234	33555	284	51553
35	53151	185	31551	235	35535	285	53533
36	55131	ML-186	33531	ML-236	51515	ML-286	55513
37	13113	187	35511	237	53355	287	13355
38	13553	188	51531	238	55335	288	15335
39	15533	189	53331	239	11351	289	31315
40	31513	190	55311	240	13331	290	33155
41	33353	ML-191	13153	ML-241	15311	ML-291	35135
42	35333	192	15133	242	31151	292	51115
43	51313	193	31113	243	33131	293	51555
44	53153	194	31553	244	35111	294	53535
45	55133	195	33533	245	35551	295	55515
46	13115	ML-196	35513	ML-246	51531	ML-296	11531
47	13555	197	51535	247	53511	297	13511
48	15535	198	53333	248	55351	298	15351
49	31515	199	55313	249	11353	299	31331
50	33355	200	13155	250	13333	300	33311

USE GENUINE

CHICAGO

KEY BLANKS

CHICAGO LOCK CO. - CHICAGO, ILLINOIS - U.S.A. ALL RIGHTS COPYRIGHTED

SINGLE BITTED KEY CODE

KEY NO.	DEPTH CUTS	K-5 BLANK KEY NO.	DEPTH CUTS	K-5 BLANK KEY NO.	DEPTH CUTS	K-5 BLANK KEY NO.	DEPTH CUTS	K-5 BLANK KEY NO.	DEPTH CUTS
ML-301	35151	NM-11	315	NN-1	NN-226	NN-451	NN-476	NN-476	35335
302	51131	12	135	2	277	439	477	477	35153
303	53111	13	335	3	278	453	478	478	35133
304	53551	14	155	4	279	454	479	479	35113
305	55531	15	335	5	280	455	480	480	35093
ML-306	11533	NM-16	355	NN-6	NN-231	NN-456	NN-481	NN-481	55533
307	13513	17	515	7	232	457	482	482	11535
308	15333	18	313	8	233	458	483	483	13515
309	31333	19	533	9	234	459	484	484	15335
310	33313	20	531	10	235	460	485	485	31335
ML-311	35153	NM-21	553	NN-11	NN-236	NN-461	NN-486	NN-486	33215
312	51133	22	153	12	237	462	487	487	35155
313	53113	23	513	13	238	463	488	488	51735
314	53553	24	353	14	239	464	489	489	53115
315	55533	25	555	15	240	465	490	490	53555
ML-316	11535	NN-16	15	NN-241	NN-466	NN-491	NN-491	NN-491	55535
317	13515	17	247	17	247	467	492	492	11531
318	15355	18	248	18	248	468	493	493	13511
319	31355	19	249	19	249	469	494	494	15351
320	33315	20	245	20	245	470	495	495	31331
ML-321	35155	NN-21	22	NN-246	NN-471	NN-496	NN-496	NN-496	33311
322	51135	22	247	22	247	472	497	497	35151
323	53115	23	248	23	248	473	498	498	51131
324	53555	24	249	24	249	474	499	499	53111
325	55535	25	250	25	250	475	500	500	53551
MRCA	13151	NN-26	27	NN-251	NN-476	NN-701	NN-701	NN-701	55531
		27	252	27	252	477	702	702	11533
		28	253	28	253	478	703	703	13513
		29	254	29	254	479	704	704	15353
		30	255	30	255	480	705	705	31333
MS-51	35335	NN-31	32	NN-256	NN-481	NN-706	NN-706	NN-706	33313
		32	257	32	257	482	707	707	35153
		33	258	33	258	483	708	708	51133
		34	259	34	259	484	709	709	51113
		35	260	35	260	485	710	710	51553
K-5K BLANK KEY NO.	DEPTH CUTS	NN-36	37	NN-262	NN-486	NN-711	NN-711	NN-711	53533
MSP- 1	353	38	263	38	263	487	712	712	55513
2	535	39	264	39	264	488	713	713	13355
		40	265	40	265	489	714	714	15355
MSP- 3	515	NN-41	42	NN-266	NN-491	NN-716	NN-716	NN-716	33155
4	313	43	267	43	267	492	717	717	35135
5	533	44	268	44	268	493	718	718	51115
6	531	45	269	45	269	494	719	719	51555
7	153	46	270	46	270	495	720	720	53535
MSP- 8	513	NN-46	47	NN-271	NN-496	NN-721	NN-721	NN-721	55515
9	555	48	272	48	272	497	722	722	51535
10	553	49	273	49	273	498	723	723	53515
11	315	50	274	50	274	499	724	724	55355
12	351		275		275	500	725	725	13351

USE GENUINE

CHICAGO

KEY BLANKS

BY THE CHICAGO LOCK CO. - CHICAGO, ILLINOIS - U.S.A. ALL RIGHTS COPYRIGHTED

DEPTH NUMBER COMBINATIONS ARE READ FROM THE TIP OF THE KEY

ART STEEL COMPANY, INC. SPECIAL KEY CODE - No. 110 KEY BLANKS

50 Changes - High Cuts

Key No.	Comb.	Key No.	Comb.	Key No.	Comb.	Key No.	Comb.	Key No.	Comb.	Key No.	Comb.
AS1	-- 1314	AS9	-- 4211	AS17	-- 2143	AS25	-- 1144	AS33	-- 4122	AS41	-- 2421
AS2	-- 1234	AS10	-- 4134	AS18	-- 2114	AS26	-- 1124	AS34	-- 4111	AS42	-- 2314
AS3	-- 3214	AS11	-- 4123	AS19	-- 1434	AS27	-- 4421	AS35	-- 3431	AS43	-- 2142
AS4	-- 3241	AS12	-- 4112	AS20	-- 1442	AS28	-- 4341	AS36	-- 3411	AS44	-- 1444
AS5	-- 4431	AS13	-- 3414	AS21	-- 1423	AS29	-- 4312	AS37	-- 3411	AS45	-- 1433
AS6	-- 4411	AS14	-- 3141	AS22	-- 1412	AS30	-- 4214	AS38	-- 3134	AS46	-- 1422
AS7	-- 4313	AS15	-- 3124	AS23	-- 1341	AS31	-- 4144	AS39	-- 3143	AS47	-- 1411
AS8	-- 4231	AS16	-- 2341	AS24	-- 1242	AS32	-- 4133	AS40	-- 3114	AS48	-- 1324
										AS49	-- 1241
										AS50	-- 1143

ART STEEL COMPANY, INC. SPECIAL KEY CODE - No. 110 KEY BLANKS

50 Changes - Low Cuts

Key No.	Comb.	Key No.	Comb.	Key No.	Comb.	Key No.	Comb.	Key No.	Comb.	Key No.	Comb.
BS1	-- 2334	BS9	-- 4234	BS17	-- 3231	BS25	-- 2322	BS33	-- 1213	BS41	-- 3424
BS2	-- 2323	BS10	-- 4222	BS18	-- 3212	BS26	-- 2244	BS34	-- 1133	BS42	-- 3343
BS3	-- 2311	BS11	-- 3433	BS19	-- 3132	BS27	-- 2232	BS35	-- 4442	BS43	-- 3242
BS4	-- 2213	BS12	-- 3422	BS20	-- 3123	BS28	-- 2131	BS36	-- 4423	BS44	-- 3224
BS5	-- 4443	BS13	-- 3332	BS21	-- 3113	BS29	-- 2112	BS37	-- 4334	BS45	-- 3131
BS6	-- 4424	BS14	-- 3323	BS22	-- 2442	BS30	-- 1323	BS38	-- 4322	BS46	-- 3112
BS7	-- 4342	BS15	-- 3321	BS23	-- 2423	BS31	-- 1311	BS39	-- 4233	BS47	-- 2434
BS8	-- 4323	BS16	-- 3243	BS24	-- 2333	BS32	-- 1222	BS40	-- 3444	BS48	-- 2344
										BS49	-- 2332
										BS50	-- 2321

CLARK CONTROLLER CO. SPECIAL KEY CODE-No. 165 Key Blanks

2 Changes - High & Low Cuts

Key No.	Comb.	Key No.	Comb.
674	-- 23212	501	-- 34132

CLARK CONTROLLER CO. SPECIAL KEY CODE-No. 360 MASTER KEY BLANKS

Key No.	Comb.
ICC	-- 33113

DEPTH NUMBER COMBINATIONS ARE READ FROM THE TIP OF THE KEY

GLOBE WERNICKE SPECIAL KEY CODE No. 210 KEY BLANKS

FILE CABINET LOCK
142 Changes - Low Cuts

Key No.	Comb.	Key No.	Comb.	Key No.	Comb.	Key No.	Comb.	Key No.	Comb.	Key No.	Comb.
300A	-- 1333	324A	-- 2224	348A	-- 2331	372A	-- 2231	396A	-- 3212	420A	-- 1211
301A	-- 2313	325A	-- 3111	349A	-- 2433	373A	-- 2243	397A	-- 3243	421A	-- 1223
302A	-- 2343	326A	-- 4244	350A	-- 3223	374A	-- 2321	398A	-- 3321	422A	-- 1312
303A	-- 3234	327A	-- 1231	351A	-- 3312	375A	-- 2332	399A	-- 4334	423A	-- 1331
304A	-- 4232	328A	-- 4333	352A	-- 3324	376A	-- 2344	400A	-- 3323	424A	-- 2113
305A	-- 1132	329A	-- 4422	353A	-- 3443	377A	-- 3131	401A	-- 3332	425A	-- 2132
306A	-- 1322	330A	-- 4434	354A	-- 3342	378A	-- 3224	402A	-- 3422	426A	-- 2233
307A	-- 2133	331A	-- 1121	355A	-- 2342	379A	-- 3343	403A	-- 3433	427A	-- 3211
308A	-- 3242	332A	-- 1212	356A	-- 2444	380A	-- 3444	404A	-- 4222	428A	-- 3434
309A	-- 3424	333A	-- 1221	357A	-- 2432	381A	-- 4233	405A	-- 4234	429A	-- 4223
310A	-- 4323	334A	-- 2111	358A	-- 2444	382A	-- 4222	406A	-- 4342	430A	-- 4242
311A	-- 3213	335A	-- 2123	359A	-- 3233	383A	-- 4423	407A	-- 4424	431A	-- 4324
312A	-- 2434	336A	-- 2422	360A	-- 3311	384A	-- 4442	408A	-- 4443	432A	-- 4343
313A	-- 1233	337A	-- 3432	361A	-- 3334	385A	-- 1133	409A	-- 2213	433A	-- 2221
314A	-- 1123	338A	-- 1112	362A	-- 3423	386A	-- 1222	410A	-- 2311	434A	-- 4432
315A	-- 3122	339A	-- 1313	363A	-- 3442	387A	-- 1311	411A	-- 2323	435A	-- 3331
316A	-- 4243	340A	-- 1332	364A	-- 4224	388A	-- 1323	412A	-- 2334	436A	-- 3313
317A	-- 3221	341A	-- 2121	365A	-- 4332	389A	-- 2112	413A	-- 2424	437A	-- 1122
318A	-- 3112	342A	-- 1213	366A	-- 4344	390A	-- 2232	414A	-- 2443	438A	-- 2242
319A	-- 3123	343A	-- 2131	367A	-- 4433	391A	-- 2244	415A	-- 3121	439A	-- 3222
320A	-- 3132	344A	-- 2223	368A	-- 1113	392A	-- 2322	416A	-- 3133	440A	-- 2211
321A	-- 3231	345A	-- 2234	369A	-- 1131	393A	-- 2333	417A	-- 3232	441A	-- 3344
322A	-- 2122	346A	-- 2312	370A	-- 1232	394A	-- 2442	418A	-- 3244		
323A	-- 2212	347A	-- 2423	371A	-- 1321	395A	-- 3113	419A	-- 3322		

HAMILTON MFG. CO. SPECIAL KEY CODE - No. 110-310 KEY BLANKS

110 KEY

110 Key - 140 Changes

310 Key - 140 Changes

Key No.	Comb.	Key No.	Comb.	Key No.	Comb.	Key No.	Comb.	Key No.	Comb.	Key No.	Comb.
A001	-- 1113	A022	-- 1332	A043	-- 2244	A064	-- 2444	A085	-- 3234	A106	-- 4222
A002	-- 1121	A023	-- 2111	A044	-- 2311	A065	-- 3111	A086	-- 3242	A107	-- 4223
A003	-- 1122	A024	-- 2112	A045	-- 2312	A066	-- 3112	A087	-- 3243	A108	-- 4232
A004	-- 1123	A025	-- 2113	A046	-- 2313	A067	-- 3113	A088	-- 3244	A109	-- 4233
A005	-- 1131	A026	-- 2121	A047	-- 2321	A068	-- 3121	A089	-- 3311	A110	-- 4234
A006	-- 1132	A027	-- 2122	A048	-- 2322	A069	-- 3122	A090	-- 3312	A111	-- 4242
A007	-- 1133	A028	-- 2123	A049	-- 2323	A070	-- 3123	A091	-- 3313	A112	-- 4243
A008	-- 1212	A029	-- 2131	A050	-- 2324	A071	-- 3131	A092	-- 3321	A113	-- 4244
A009	-- 1213	A030	-- 2132	A051	-- 2331	A072	-- 3132	A093	-- 3322	A114	-- 4322
A010	-- 1221	A031	-- 2133	A052	-- 2333	A073	-- 3133	A094	-- 3323	A115	-- 4324
A011	-- 1222	A032	-- 2211	A053	-- 2334	A074	-- 2332	A095	-- 3332	A116	-- 4332
A012	-- 1223	A033	-- 2212	A054	-- 2342	A075	-- 2422	A096	-- 3334	A117	-- 4333
A013	-- 1231	A034	-- 2213	A055	-- 2343	A076	-- 3211	A097	-- 3342	A118	-- 4334
A014	-- 1232	A035	-- 2221	A056	-- 2344	A077	-- 3212	A098	-- 3343	A119	-- 4342
A015	-- 1311	A036	-- 2224	A057	-- 2423	A078	-- 3213	A099	-- 3344	A120	-- 4343
A016	-- 1312	A037	-- 2231	A058	-- 2424	A079	-- 3222	A100	-- 3422	A121	-- 4344
A017	-- 1313	A038	-- 2232	A059	-- 2432	A080	-- 3223	A101	-- 3424	A122	-- 4422
A018	-- 1321	A039	-- 2233	A060	-- 2433	A081	-- 3224	A102	-- 3433	A123	-- 4423
A019	-- 1322	A040	-- 2234	A061	-- 2434	A082	-- 3231	A103	-- 3434	A124	-- 4424
A020	-- 1323	A041	-- 2242	A062	-- 2442	A083	-- 3232	A104	-- 3443	A125	-- 4432
A021	-- 1331	A042	-- 2243	A063	-- 2443	A084	-- 3233	A105	-- 3444		

Continued following page

TUBULAR CODES UNPREFIXED 00-10,000

00	3377313	61	1351751	123	5371133	188	5571315
1	1611731	62	1351753	124	1571133	189	1171515
OR	7X577X375	63	1351755	125	3571133	190	3171515
OR	3137733	64	1511711	126	5571133	191	5171515
2	1611733	65	1511715	127	1171333	192	1371515
3	1611735	OR	4355633	128	3171333	193	3371515
4	1611773	66	1511715	129	5171333	194	5371515
5	1611751	67	1511731	130	1371333	195	1571515
6	1611753	68	1511733	131	5371333	OR	7171562
7	1611755	69	1511735	132	1571333	196	3571515
8	1611775	70	1511751	133	3571333	197	5571515
9	1131711	71	1511753	134	5571333	198	1171135
10	1131713	72	1511755	135	1171533	199	3171135
11	1131715	73	1531711	136	3171533	200	5171135
12	1131771	74	1531713	137	5171533	201	1371135
13	1131731	75	1531715	138	1371533	202	3371135
14	1131733	76	1531731	139	3371533	203	5371135
15	1131735	77	1531733	140	5371533	OR	2434255
16	1131773	78	1531735	141	1571533	204	1571135
17	1131751	79	1531751	142	3571533	205	3571135
18	1131753	80	1531753	143	5571533	206	5571135
19	1131755	81	1531755	OR	1557411	207	1171335
20	1151775	82	1551711	144	1171153	208	3171335
21	1151711	83	1551713	145	3171153	209	5171335
22	1151713	84	1551715	146	5171153	210	1371335
OR	5531331	85	1551731	147	1371153	211	3371335
23	1151715	OR	1553512	148	3371153	212	5371335
OR	4624266	86	1551733	149	5371153	213	1571335
24	1151771	87	1551735	150	1571153	214	3571335
25	1151731	88	1551751	151	3571153	215	5571335
26	1151733	OR	7771421	152	5571153	216	1171535
27	1151735	89	1551753	153	1171353	217	3171535
28	1151773	90	1551755	154	3171353	218	5171535
29	1151751	91	3111711	155	5171353	219	1371535

BAXTER SYSTEMS CODES FOR NATIONAL LOCKS

Series YY 1 - 15, 20

Blanks:	Old National (Pass Key)	68-682-6
	(Master Key)	68-682-7
	Later National (Pass Key)	D8780
	(Master Key)	D8781
Ilco	(Pass Key)	S1069G
	(Master Key)	S1069M

1 6646	9 6422
2 4666	10 0464
3 0466	11 0226
4 2640	12 6440
5 4464	13 2624
6 6642	14 4662
7 6444	15 6620
8 0426	20 46466 (Master Key)

Series YZ 1 - 15, 20, 101

Blanks:	Old National (Pass Key)	68-682-6
	(Master Key)	68-682-7
	Later National (Pass Key)	D8780
	(Master Key)	D8781
Ilco	(Pass Key)	S1069G
	(Master Key)	S1069M

USE GUIDE KEY SET BGK500

1 4642	9 6442
2 6666	10 4246
3 6220	11 0444
4 4262	12 6264
5 4466	13 4644
6 6640	14 2264
7 6462	15 4622
8 4664	20 64266 (Master Key)



Key Blank: 17310

Vice: RV4

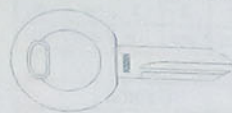
Spaces				
1	2	3	4	5
665	573	480	358	295

Depths			
1	2	3	4
344	325	305	285

	Bow	Tip
2082	3 2 2 2 2	2
2083	3 2 1 1 4	
2084	2 1 4 4 2	
2085	3 2 3 3 4	
2086	4 4 3 4 2	
2087	2 2 2 1 1	
2088	1 1 3 4 2	
2089	2 1 3 3 2	
2090	1 4 4 4 4	
2091	3 1 3 1 1	
2092	4 3 3 4 1	
2093	4 4 4 3 2	
2094	3 2 4 3 3	
2095	2 4 3 1 1	
2096	2 3 1 4 1	
2097	4 1 1 3 2	
2098	1 2 2 1 2	
2099	4 4 2 4 3	
2100	1 1 2 2 2	
2101	2 4 1 3 1	
2102	2 3 2 2 2	
2103	1 4 2 1 3	
2104	1 4 3 3 4	
2105	3 1 3 3 3	
2106	3 2 3 4 3	
2107	4 4 3 2 4	
2108	1 4 2 3 1	

	Bow	Tip
2109	4 1 3 4 3	
2110	1 4 4 1 1	
2111	3 1 3 4 4	
2112	2 1 2 4 4	
2113	4 3 2 1 1	
2114	1 1 1 1 2	
2115	1 1 2 3 4	
2116	2 4 4 1 2	
2117	3 2 4 1 1	
2118	1 2 1 2 2	
2119	1 1 4 2 3	
2120	4 4 2 2 1	
2121	2 1 4 2 4	
2122	1 2 3 4 1	
2123	3 3 3 4 2	
2124	3 4 1 4 3	
2125	2 4 3 3 3	
2126	2 3 3 3 4	
2127	4 2 2 4 1	
2128	4 3 1 2 1	
2129	2 2 1 1 2	
2130	2 2 1 4 4	
2131	4 1 4 2 2	
2132	2 1 1 2 2	
2133	3 4 3 2 3	
2134	4 2 1 1 3	
2135	3 2 3 2 1	

	Bow	Tip
2136	2 2 3 3 1	
2137	3 1 4 4 3	
2138	3 1 1 1 3	
2139	3 3 2 3 4	
2140	3 4 1 1 2	
2141	4 1 3 3 4	
2142	3 1 1 4 2	
2143	1 4 2 4 2	
2144	4 3 1 1 2	
2145	4 2 4 2 1	
2146	1 3 3 3 3	
2147	3 3 1 4 4	
2148	3 2 2 3 1	
2149	4 1 4 4 4	
2150	3 3 4 2 3	
2151	3 3 2 2 1	
2152	3 4 3 4 1	
2153	1 2 4 3 1	
2154	2 4 4 3 4	
2155	2 2 3 1 3	
2156	4 1 4 3 3	
2157	4 4 1 3 3	
2158	1 2 2 4 4	
2159	3 4 4 3 1	
2160	1 3 3 2 2	
2161	4 1 1 2 3	
2162	1 2 3 3 2	



Key Blank: 17310

Vice: RV4

Spaces				
1	2	3	4	5
665	573	480	388	295

Depths			
1	2	3	4
344	325	305	285

	Bow	Tip
2163	1 1 1 3 3	
2164	3 1 4 3 4	
2165	1 3 1 3 1	
2166	4 2 4 3 4	
2167	2 2 2 2 3	
2168	3 1 4 2 1	
2169	3 3 3 3 1	
2170	1 4 4 3 3	
2171	3 4 2 1 1	
2172	4 4 3 1 3	
2173	2 1 3 4 1	
2174	1 4 3 4 3	
2175	3 2 1 3 2	
2176	4 4 4 4 1	
2177	2 2 4 4 1	
2178	4 3 1 3 4	
2179	4 3 2 3 3	
2180	3 4 4 1 3	
2181	1 3 4 4 3	
2182	4 3 4 3 1	
2183	1 2 2 3 3	
2184	3 4 2 3 3	
2185	2 3 1 1 4	
2186	1 3 2 1 4	
2187	2 3 3 1 2	
2188	2 1 2 1 2	
2189	3 1 3 2 2	

	Bow	Tip
2190	1 1 3 1 3	
2191	1 4 3 1 2	
2192	4 2 1 3 1	
2193	2 4 1 2 4	
2194	2 2 3 2 2	
2195	2 1 2 2 1	
2196	4 2 3 4 4	
2197	4 1 1 4 1	
2198	4 1 3 2 1	
2199	3 3 4 4 1	
2200	1 4 3 2 1	
2201	1 4 2 2 4	
2202	4 2 2 1 4	
2203	4 2 4 4 3	
2204	1 4 1 1 4	
2205	2 3 3 2 1	
2206	4 3 4 1 3	
2207	1 2 4 4 2	
2208	1 4 1 3 2	
2209	4 3 3 2 3	
2210	4 1 3 1 2	
2211	3 2 4 4 4	
2212	4 3 4 2 4	
2213	3 3 3 1 3	
2214	1 4 4 2 2	
2215	4 1 2 4 2	
2216	3 1 2 1 4	

	Bow	Tip
2217	1 3 1 2 4	
2218	4 4 4 2 3	
2219	2 2 2 3 2	
2220	1 3 1 1 3	
2221	4 4 3 3 1	
2222	2 3 4 1 1	
2223	3 2 1 2 3	
2224	1 2 1 4 3	
2225	4 2 1 2 4	
2226	3 4 1 3 4	
2227	2 1 1 1 1	
2228	1 1 4 1 4	
2229	2 3 1 2 3	
2230	4 3 1 4 3	
2231	3 3 1 1 1	
2232	1 1 2 1 1	
2233	4 1 1 1 4	
2234	3 4 4 2 4	
2235	3 2 2 1 3	
2236	2 3 3 4 3	
2237	2 4 4 4 3	
2238	1 1 4 4 1	
2239	1 1 3 3 1	
2240	4 3 4 4 2	

DEPTH NUMBER COMBINATIONS ARE READ FROM THE TIP OF THE KEY

Key No.	Comb.	Key No.	Comb.	Key No.	Comb.	Key No.	Comb.	Key No.	Comb.	Key No.	Comb.
375	-- 3413	388	-- 3444	401	-- 4141	414	-- 4232	427	-- 4323	440	-- 4414
376	-- 3414	389	-- 4111	402	-- 4142	415	-- 4233	428	-- 4324	441	-- 4421
377	-- 3421	390	-- 4112	403	-- 4143	416	-- 4234	429	-- 4331	442	-- 4422
378	-- 3422	391	-- 4113	404	-- 4144	417	-- 4241	430	-- 4332	443	-- 4423
379	-- 3423	392	-- 4114	405	-- 4211	418	-- 4242	431	-- 4333	444	-- 4424
380	-- 3424	393	-- 4121	406	-- 4212	419	-- 4243	432	-- 4334	445	-- 4431
381	-- 3431	394	-- 4122	407	-- 4213	420	-- 4244	433	-- 4341	446	-- 4432
382	-- 3432	395	-- 4123	408	-- 4214	421	-- 4311	434	-- 4342	447	-- 4433
383	-- 3433	396	-- 4124	409	-- 4221	422	-- 4312	435	-- 4343	448	-- 4434
384	-- 3434	397	-- 4131	410	-- 4222	423	-- 4313	436	-- 4344	449	-- 4441
385	-- 3441	398	-- 4132	411	-- 4223	424	-- 4314	437	-- 4411	450	-- 4442
386	-- 3442	399	-- 4133	412	-- 4224	425	-- 4321	438	-- 4412	451	-- 4443
387	-- 3443	400	-- 4134	413	-- 4231	426	-- 4322	439	-- 4413	452	-- 4444

Above Key numbers always appear with letter prefix.

When X prefix is used lock is not master keyed.

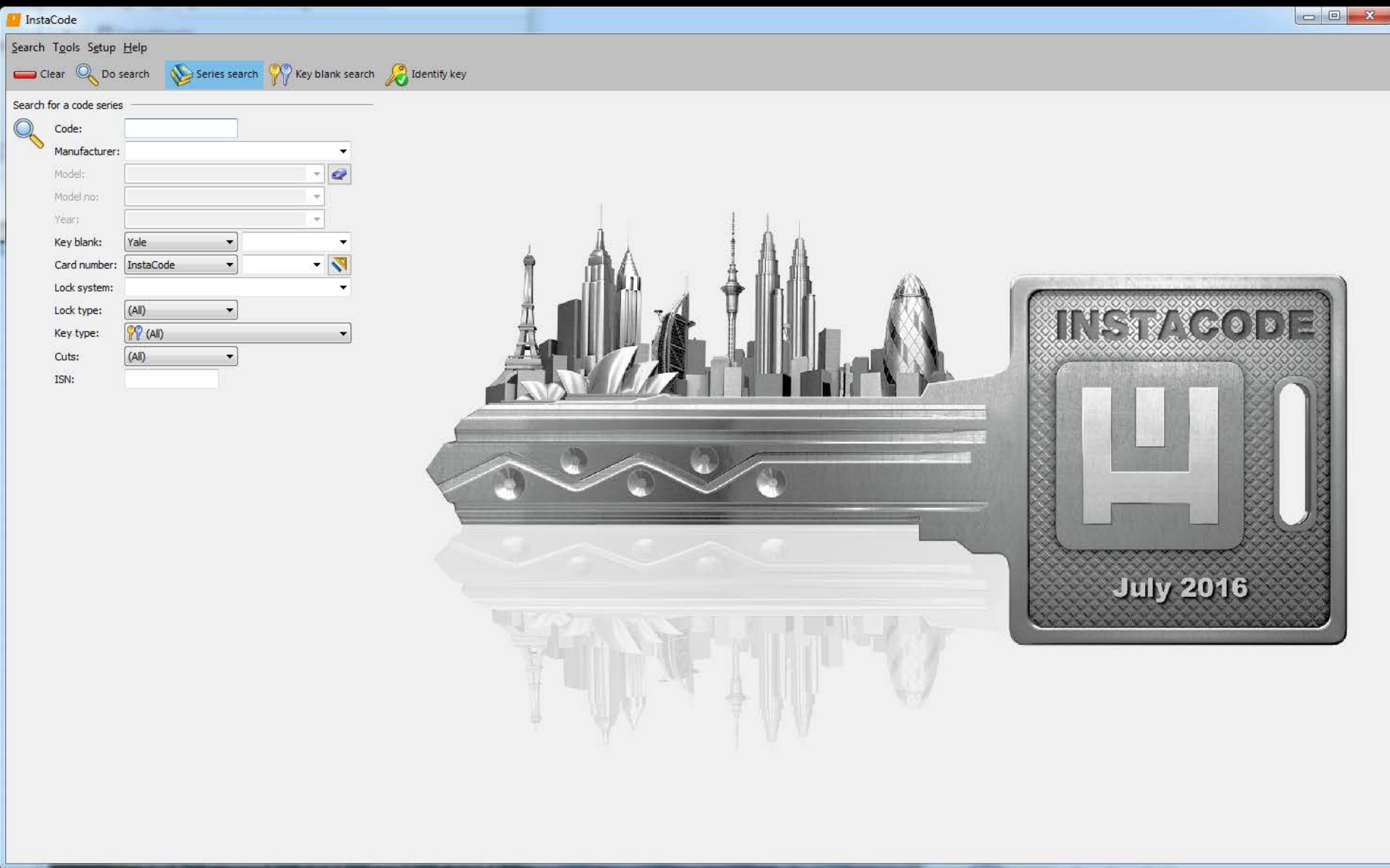
When prefix "AP" through "GW" appears, locks are master keyed.

See Master Key Code Below

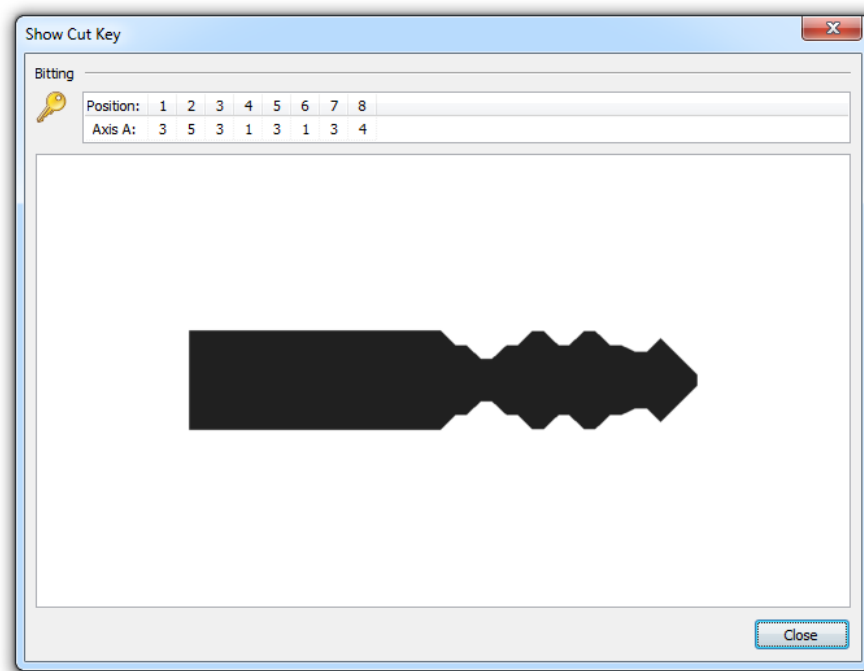
STANDARD MASTER CODE - No. 210-220 KEY BLANKS

78 Changes

Key No.	Comb.	Key No.	Comb.	Key No.	Comb.	Key No.	Comb.	Key No.	Comb.
AP	-- 1112	BQ	-- 1223	CR	-- 2111	DT	-- 2223		
AQ	-- 1113	BR	-- 1231	CS	-- 2112				
AR	-- 1121	BS	-- 1232						
AS	-- 1122								



Manufacturer: Ford
Code: **1284X**



Key blanks

Transponder
Transponder: Chipless

Silca
FO38RMH

Transponder, Plastic
Transponder: Chipless

Keyline
FD21BTK
FD21TK-2

Silca
FO38RTE


Transponder, Plastic
Transponder: Crypto


Original
164-R8020
164-R8021
164-R8064
164-R8067
164-R8070
164-R8073
164-R8076
164-R8087

Ilco
H84-PT

Silca
FO38RT17

Strattec



Hook: 

Location:

InstaCode

Search Tasks Tools Setup Help

Back Series search Key blank search Identify key New code... Find bitting... Cut key...

ISN: 4020 Card: 901
Series: J200-J703 Manufacturer: Illinois
Code: J200

Measurements diagram Measurements Notes etc

510
 390
 270
 161
 1 2 3 4
 3 1 1 3
 362
 2 4 4 2
 87 108
 280 300 320 340
 280 300 320 340
 4 3 2 1
 4 3 2 1

Position:	1	2	3	4
Axis A:	3	1	1	3
Axis B:	2	4	4	2

Show Cut Key

Bitting

Close

Key blanks

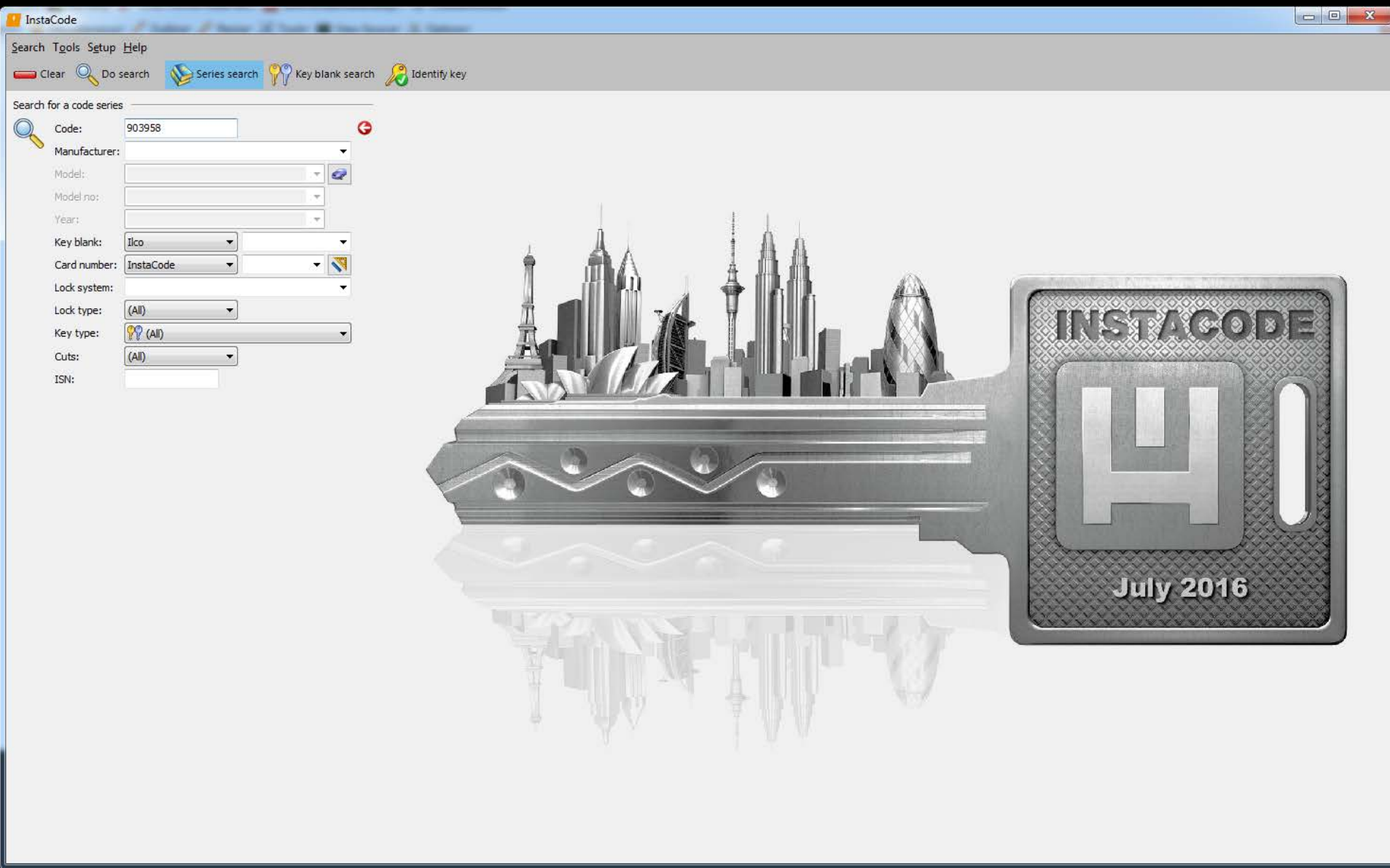
- Illinois
- 210
- Clover
- R60
- Dominion Lock
- S42Z
- ESP
- IL210
- Iico
- S1042Z
- Jet
- IL210
- Kraga
- U136
- Lotus
- ILS4
- Orion
- S1042Z
- Silca
- IN2
- Taylor
- 41L

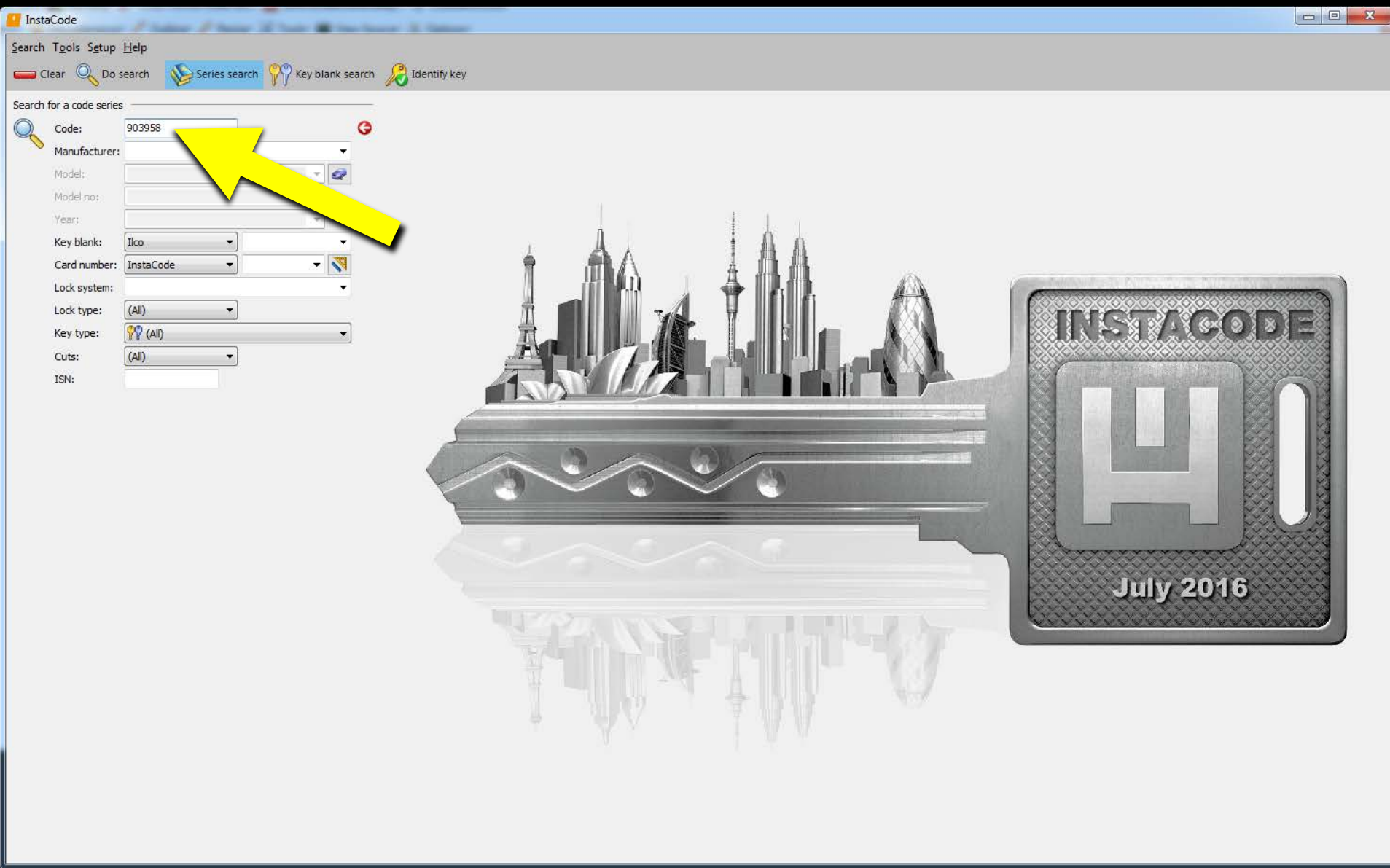
Hook:
Location:

There is no suitable machine configured or selected
[Setup machines...](#)









InstaCode

Search Favorites Tools Setup Help

Back Details Series search Key blank search Identify key

Matching series (102/124) Code: 903958

Type	Series	Manufacturer	IC Card	Cuts	ISN	Lock system	Notes
General	0123456789	Abus	931	6	4351		Master Key Systems
General	0123456789	Abus	834	6	6604		Cylinders & Padlocks
Combination	101110-933899	Abus			5690		78/50
Combination	101110-933899	Abus			5699		78/50KC
General	1234567890	ALFA	591	6	150		
General	0123456789	Arrow	938	6	4358		Arrow Large Pin
General	0123456789	Arrow	1008	6	4510		
General	D0123456789ABC	ASSA	1786	6	6313		
General	D0123456789ABC	ASSA	729	6	8104		
General	0123456789	Atal	404	6	1269		
General	1234567890ABCDEFHIL	BAB	1518	6	7100		
General	0123456789	Baldwin	871	6	3545		Classic/Everest/Primus
General	1234567890	Basi	848	6	6716		
General	0123456789	Best	751	6	4451		
General	0123456789	BKS	688	6	6139		
General	1234567890	CES	257	6	4747		
General	1234567890	CES	227	6	5139		
General	1234567890	CES	689	6	6144		
General	1234567890	CES	732	6	6254		V210
General	1234567890	CES	1782	6	8024		
General	0123456789	Clarks	1108	6	6273		
General	1234567890	Corbin	644	6	425		
General	1234567890	Corbin	574	6	1011		
General	1234567890	CorbinRusswin	644	6	425		
General	1234567890	CorbinRusswin	574	6	1011		
General	B0123456789	CorbinRusswin	805	6	6818	Russwin 981 Class	
General	0123456789A	CX5	1080	6	5755		
General	0123456789	Decayeux	404	6	1269		
General	0123456789	Dexter	582	6	1288		
General	0123456789	DOM	556	6	4395		
General	0123456789	DOM	1672	6	7531	DOM RN	
General	0123456789	DOM	1764	6	7959	DOM/Dorma RS8	
General	0123456789	DOM	1840	6	8152	DOM/Dorma RS8	
General	0123456789	Dorma	556	6	4395		
General	0123456789	Dorma	1840	6	8152	DOM/Dorma RS8	
General	0123456789	Efco	583	6	1012		
General	1234567890	EVVA	401	6	97		
General	1234567890	EVVA	758	6	5424	EVVA DPS-GPI	
General	1234567890	EVVA	1527	6	7116		
General	0123456789	FAB	1582	6	7258		
General	1-1345680	FAC	757	7	7460		
General	900001-963071	FAC	1356	6	7463		
General	0123456789	Falcon	315	6	3551		
General	0123456789	Falcon	751	6	4451		
General	0123456789A	FF-Facchinetti	640	6	5938		
General	1234567890	GEGE	591	6	150		
General	1234567890	GEGE	557	6	4961		

Key blanks

Abus

ABUS

InstaCode

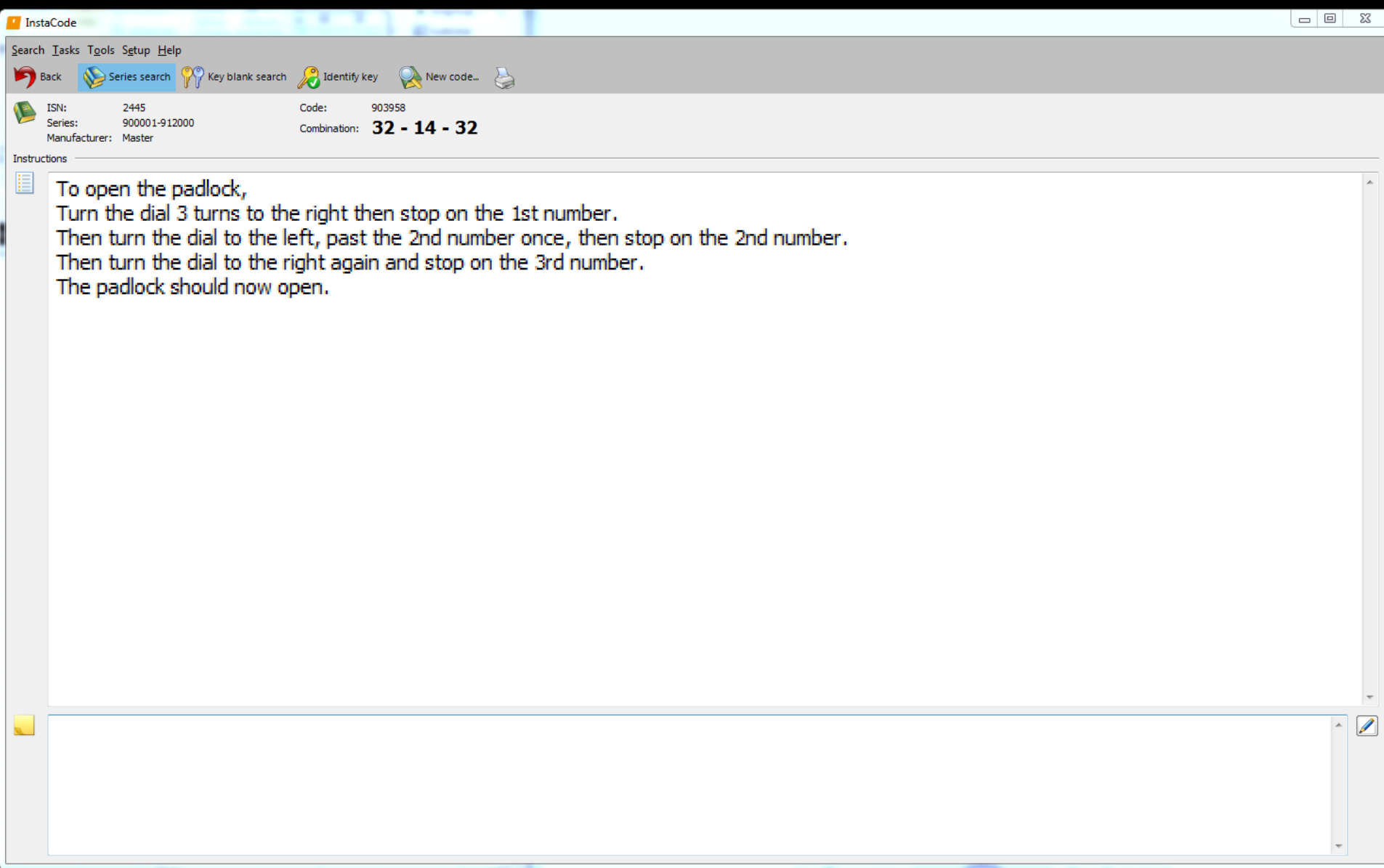
Search Favorites Tools Setup Help

Back Details Series search Key blank search Identify key

Matching series (102/124) Code: 903958

Type	Series	Manufacturer	IC Card	Cuts	ISN	Lock system	Notes
General	1234567890	GEGE	591	6	150		
General	1234567890	GEGE	557	6	4961		
General	1234567890	GEGE	558	6	4965		
General	1234567890	GEGE	671	6	5534		
General	1234567890	GEGE	673	6	5539		
General	1234567890	GEGE	674	6	5542		
General	1234567890	GEGE	675	6	5545		
General	1234567890	GEGE	676	6	5548		
General	1234567890	GEGE	677	6	5551		
General	1234567890	GEGE	735	6	6410		
General	1234567890	GEGE	1623	6	7363		
General	1234567890	GEGE	1779	6	8010		
General	1234567890ABCDEF	GEGE	666	6	144		
General	0123456789	GTV	607	6	1277		
General	0123456789	GTV	579	6	5623		
General	0123456789	Hafele	777	6	8084		
General	0123456789	JuNie	771	6	6181		44/06/84/4
General	0123456789	JuNie	772	6	6182		44/06/85/4
General	0123456789	JuNie	794	6	6806		44/08/12/4
General	0123456789	JuNie	795	5	6807		44/09/37/4
General	0123456789	JuNie	796	5	6808		44/09/38/4
General	0123456789	JuNie	797	5	6809		44/09/39/4
General	0123456789	Kaba	1000	6	4499		Kaba Peaks A2 (0.140") MACS 8
General	0123456789	Kaba	1787	6	8037		Kaba Peaks A2 (0.150") MACS 9
General	0123456789	Kale	1686	6	7615		
General	0123456789	Kale	1825	6	8124		
General	1234567890	Lips	1593	6	7295		
General	1234567890ABCDEFGHIL	Lips	1504	6	7041		
General	1234567890	Litto	456	6	6995		
General	0123456789A	Lockwood	204	6	2157		
General	0123456789A	LOK4	1578	6	7250		
General	0123456789	LSDA	562	6	91		LSA Keyway Cylinders
General	0123456789	Marks	1127	6	6921		
Combination	900001-912000	Master			2445		Missing codes. Please help.
Combination	903073-906153	Master			2285		
General	0123456789	Medeco	1842	6	8157		Medeco KeyMark X4
General	1234567890	Nemef	1592	6	7294		
General	0123456789 (410)	Pfaffenhain	777	6	5162		
General	YX0123456789	Pfaffenhain	575	6	5160		
General	ZYX0123456789	Pfaffenhain	793	6	6805		Pfaffenhain V14
General	ZYX0123456789 (V410)	Pfaffenhain	778	6	5164		
General	0123456789	Ronis	404	6	1269		
General	B0123456789	Russwin	805	6	6818		Russwin 981 Class
General	1234567890	Sargent	589	6	210		
General	0123456789	Schlage	871	6	3545		Classic/Everest/Primus
General	0123456789	Sperrkolb	556	6	4395		
General	1234567890	STS	761	6	5628		TPS-6

Key blanks



InstaCode

Search Tasks Tools Setup Help

Back Series search Key blank search Identify key New code... Find bitting... Cut key...

ISN: 1697 Card: 157 Vehicle: Ford Crown Victoria 1997 to 1998
Series: 1X-1706X Code: 0001X

Measurements diagram Measurements Opening Vehicle info Lock positions ASP data Notes etc

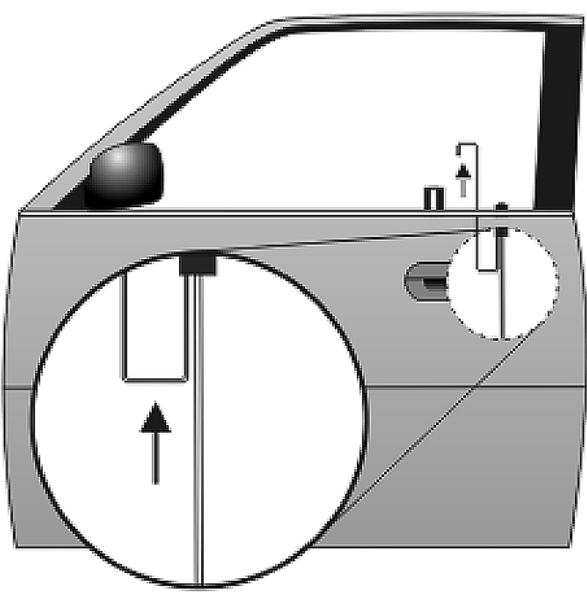
Front Doors

Tools Required:

- Air Wedge or Standard Wedge
- Tool #1 (Under Button Tool)

Instructions:

1. On either front door, separate the glass from the weather-strip using a wedge.
2. Shine a light into the door cavity to see the locking components.
3. Insert the tool into the door cavity.
4. Manoeuvre the tool so that the tip is positioned underneath the internal lock button.
5. Move the tool upwards to unlock the door.



The diagram illustrates the internal components of a car door. A circular inset provides a magnified view of the internal lock mechanism, showing the internal lock button and the tool being used to unlock the door. An arrow indicates the upward movement of the tool to unlock the door.

InstaCode

SearchTasksToolsSetupHelp

Back

Series search

Key blank search

Identify key

New code...

Find bitting...

Cut key...

ISN: 5913

Card: 982

Vehide: Honda Civic (Gen 8 / FA / FG / FK / FN / FD) From 2006

Series: 0K001-0M999, 0N001-0N718

Code: 0K001

Measurements diagramMeasurementsOpeningVehicle infoLock positionsNotes etc

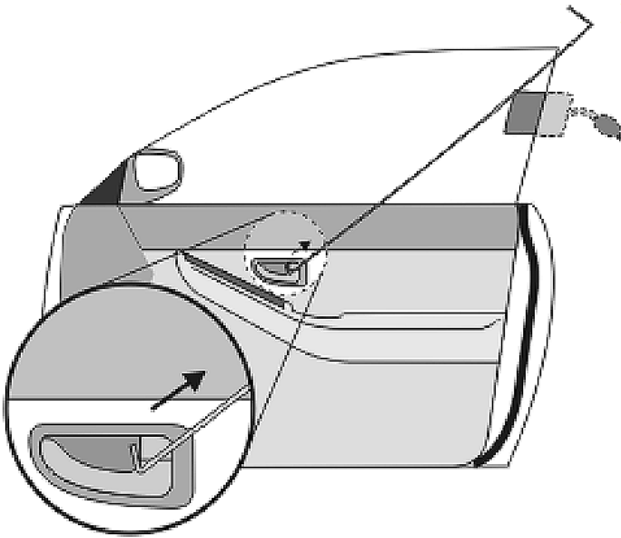
Front Doors

Tools Required:

- [Air Wedge](#) or Standard Wedge
- [Tool #4 \(Long Hooked Wire\)](#)

Instructions:

1. Insert the wedge between the B pillar and the window at the rear of either front door.
 - Easier insertion can be achieved by spraying a lubricant on the wedge.
2. If you are using an air wedge, inflate it.
3. Insert the tool through the gap created by the wedge.
4. Manoeuvre the tool so that the tip contacts the front edge of the internal lock lever.
5. Move the tool towards the rear of the vehicle to unlock the door.





InstaCode Live

WHSSoftware

Everyone

UNINSTALL

OPEN



Downloads



75



Tools



Similar

InstaCode Live is the most comprehensive knowledge base for locksmiths worldwide



WHAT'S NEW

- Google now requires apps to have the Location permission when dealing with



Snap Decoder

WHSSoftware

Everyone

UNINSTALL

OPEN



Downloads



40



Tools



Similar

Decode your keys in a Snap! Quick decoding tool for locksmiths.



WHAT'S NEW

- You asked for it, so we supplied it. Now, users who launch SnapDecoder from InstaCode Live are given the options to take

What About Government Keys?































Keys Protected By Code







ASME A17.1 (2007): Safety Code for Elevators & Escalators

2.27.8 Switch Keys

The key switches required by 2.27.2 through 2.27.5 for all elevators in a building shall be operable by the same key. The keys shall be Group 3 Security (see 8.1). There shall be a key for each switch provided. These keys shall be kept on the premises in a location readily accessible to firefighters and emergency personnel, but not where they are available to the public.

This key shall be of a tubular, 7 pin construction and shall have a biting code of 6143521. The key shall be coded "FEO-K1."

The possession of the "FEO-K1" key shall be restricted to elevator personnel, emergency personnel, and elevator equipment manufacturers. When the key is used to open the lock box, including its lock and other components, shall conform to the requirements of UL 1037.

NOTE (2.27.8): Local authorities shall have the option of imposing additional requirements for a uniform keyed lock box and its location to contain the necessary keys.

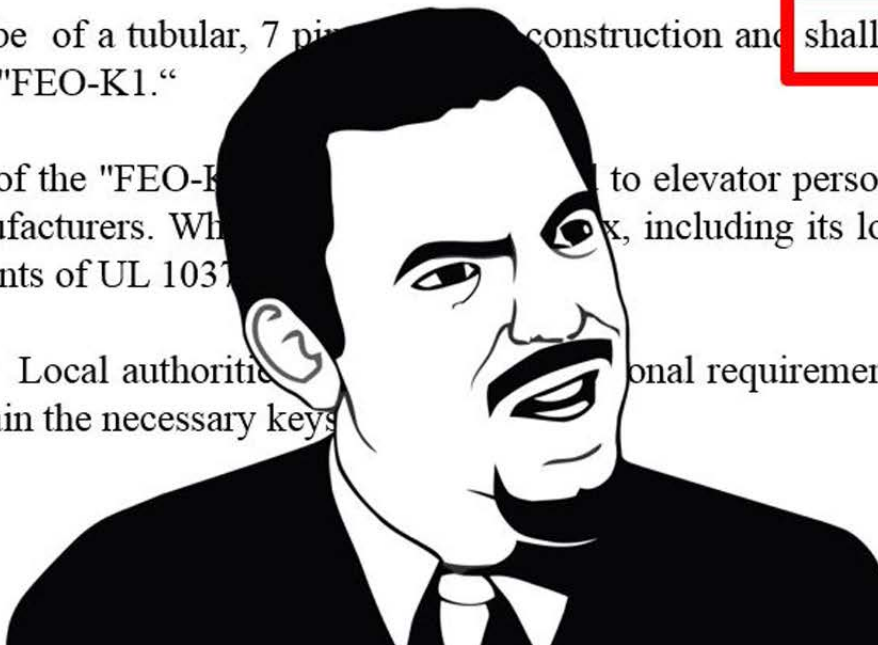
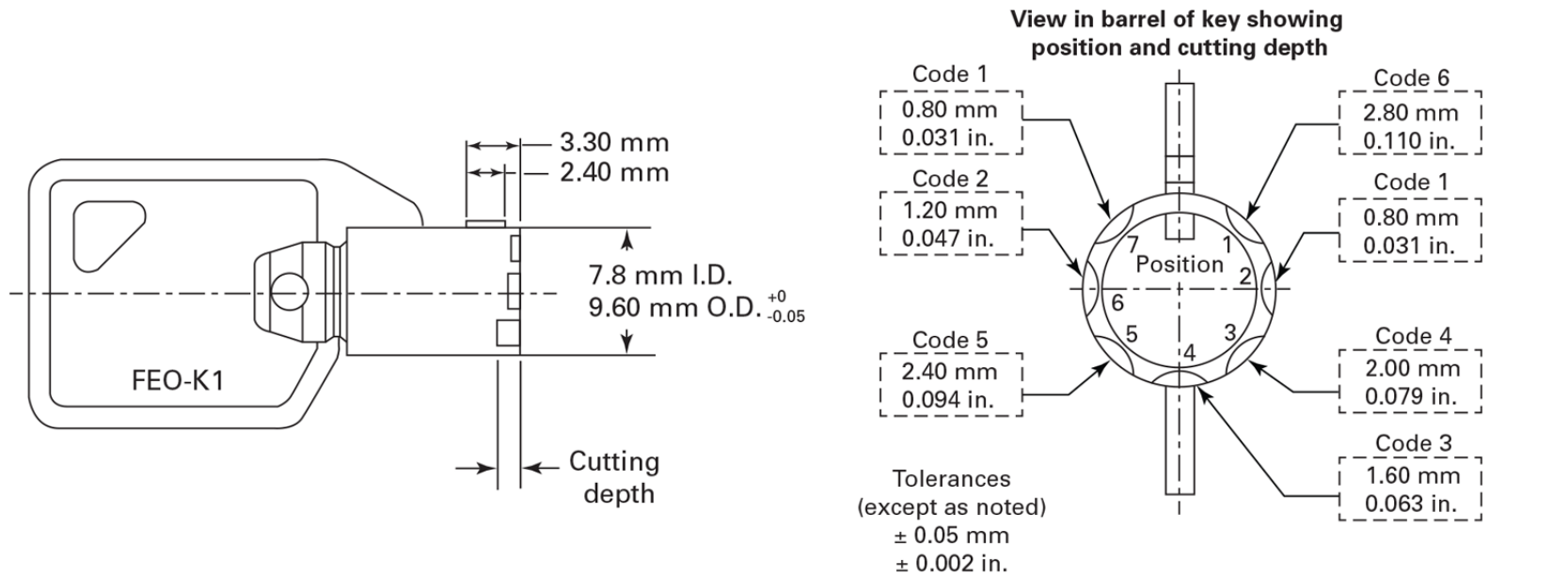
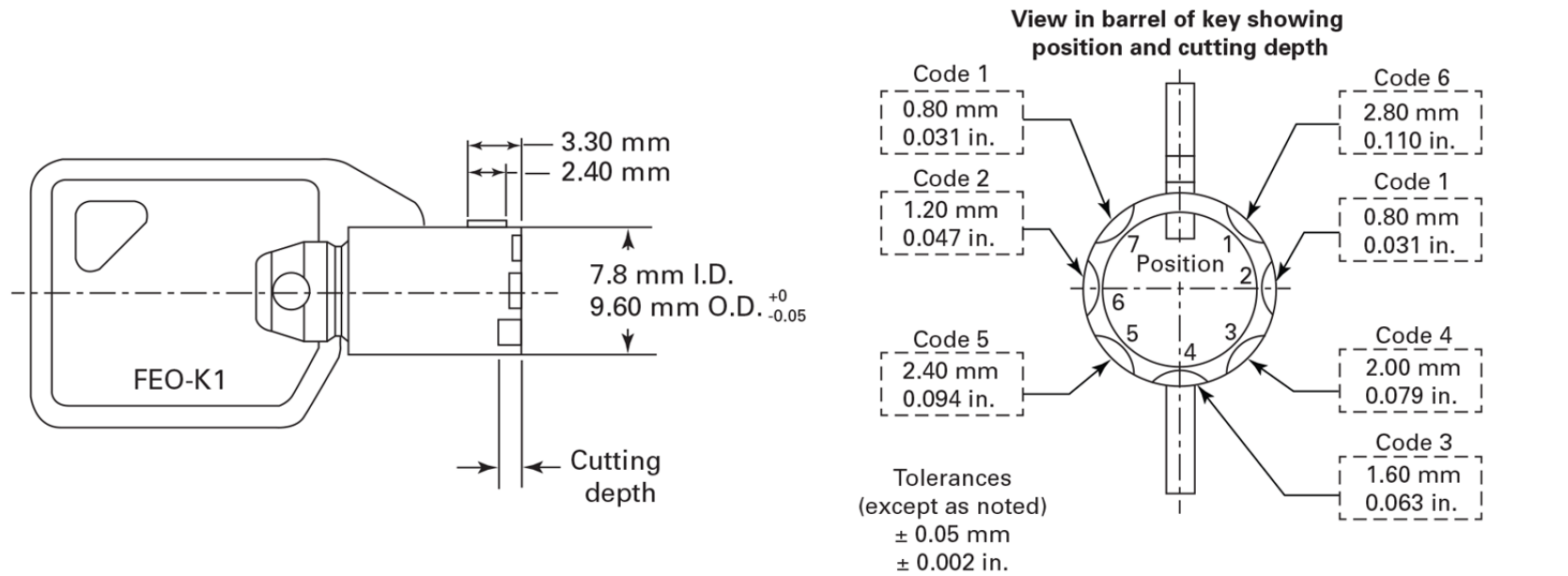


Fig. 2.27.8 FEO-K1 Key



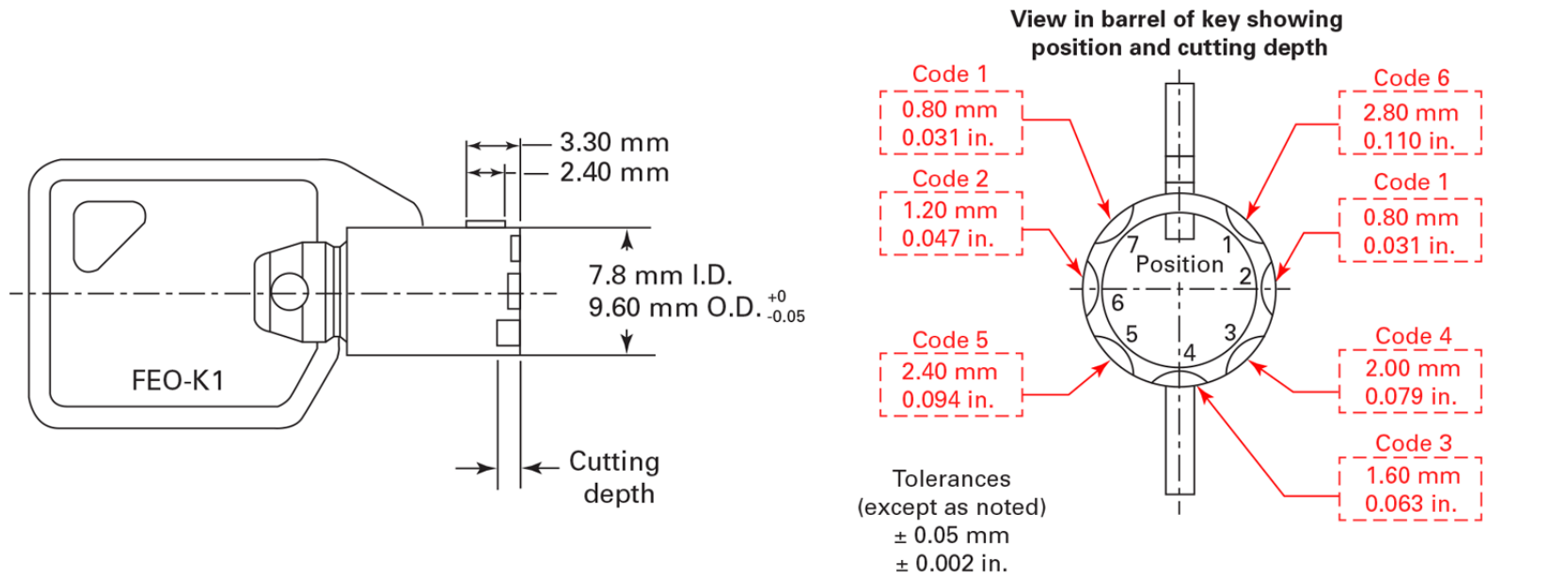
Position	Bitting Code	Depth of Cut, mm	Depth of Cut, in.
1	6	2.80	0.110
2	1	0.80	0.031
3	4	2.00	0.079
4	3	1.60	0.063
5	5	2.40	0.094
6	2	1.20	0.047
7	1	0.80	0.031

Fig. 2.27.8 FEO-K1 Key



Position	Bitting Code	Depth of Cut, mm	Depth of Cut, in.
1	6	2.80	0.110
2	1	0.80	0.031
3	4	2.00	0.079
4	3	1.60	0.063
5	5	2.40	0.094
6	2	1.20	0.047
7	1	0.80	0.031

Fig. 2.27.8 FEO-K1 Key



Position	Bitting Code	Depth of Cut, mm	Depth of Cut, in.
1	6	2.80	0.110
2	1	0.80	0.031
3	4	2.00	0.079
4	3	1.60	0.063
5	5	2.40	0.094
6	2	1.20	0.047
7	1	0.80	0.031

Keys Published In Code

Keys Published In Code

Keys Published In Code

Keys Published In Code

Keys Published In Code

Keys Published In Code

Keys Published In Code

Keys Published In Code

Keys Published In Code

Keys Published In Code

Keys Published In Code

Keys Published In Code

Keys Published In Code

Keys Published In Code



1284X filetype:pdf



All Maps Images Videos Shopping More ▾ Search tools



About 3,110 results (0.65 seconds)

[PDF] A – Bid Summary - City of Santa Monica

www.smgov.net/departments/.../s2014032503-D-1.pdf ▾ Santa Monica ▾
Mar 25, 2014 - rear axle. 3.42 Ration with locking differential. One (1) set of keys. Keyed alike, **1284X**. Not available. One (1) set of keys. Keyed aliked, **1284X**.

[PDF] THIS SPECIFICATION IS ADDED AS LINE ITEM NO. 9

<https://www.wmata.com...> ▾ Washington Metropolitan Area Transit Authority ▾
Lock Set - All units keyed alike to existing fleet - Ford Option#432 (code **1284X**). Front Seat – Cloth Buckets. Rear Seats – Cloth Bench. Silicone Hose - for water ...

[PDF] making this purchase under Ohio Revised Code ... - Indep...

www.independenceohio.org/LinkClick.aspx?...tabid... ▾ Independence ▾
Jan 28, 2016 - Keyed Alike -Code **1284X**. 59B. 75.00. 3. 225. 00. Front Headlamp LED Ready. 86P. 199. 00. 3. 597. 00. Courtesy Lamps Inoperable. 43D.

[PDF] Metric Specs

www.sumitomopm.com/pdfs/SE180DspecsMETRIC.pdf ▾
5365 x **1284** x 2041. Machine weight tonf. 6.4. 6.5. 6.5. NOTE: Specifications subject to change without notice. Machine series photo at top may be different ...

[PDF] Rehman Gabriela - Listening Grupa 63CNME Satu Mare ...

engleza-fse.edu.ro/?q=webform_pdf/print/14388 ▾ Translate this page ▾
Rehman Gabriela - Listening Grupa 63CNME Satu Mare **1284x**. 3.Listening. Listen to a song and fill in the gaps with the appropriate words. I heard that you're ...

[PDF] Certification: 5081-A/P BASEEFA 02ATEX1284 +/-1-7

www2.emersonprocess.com/.../LIQ_CER_BAS02ATEX1284_5081-A_5... ▾

[PDF] Buy Board - City of Alvin Texas

www.alvin-tx.gov/.../BUYBOARD_Quotes_for_Patrol_Vehicles.pd... ▾ Alvin ▾
Jan 20, 2011 - 432 KEY ALIKB (**1284X**) S 100.00 AG GRAPHICS KITS PROM ADVANC- 5; 305.56. 45C LIMITED SLIP AXLE S 117.13 ED GRAPHIX, INC.

[PDF] frank beaver lebanon ford 614 570 0702 rs001214 Vin



1284X filetype:pdf



All Maps Images Videos Shopping More ▾ Search tools



About 3,110 results (0.65 seconds)

[PDF] A – Bid Summary - City of Santa Monica

www.smgov.net/departments/.../s2014032503-D-1.pdf ▾ Santa Monica ▾
Mar 25, 2014 - rear axle. 3.42 Ration with locking differential. One (1) set of keys. Keyed alike, 1284X. Not available. [One \(1\) set of keys. Keyed alike, 1284X.](#)

[PDF] THIS SPECIFICATION IS ADDED AS LINE ITEM NO. 9

<https://www.wmata.com...> ▾ [Washington Metropolitan Area Transit Authority](#) ▾
Lock Set - [All units keyed alike to existing fleet - Ford Option#432 \(code 1284X\)](#). Front
Seat – Cloth Buckets. Rear Seats – Cloth Bench. Silicone Hose - for water ...

[PDF] making this purchase under Ohio Revised Code ... - Indep...

www.independenceohio.org/LinkClick.aspx?...tabid... ▾ Independence ▾
Jan 28, 2016 - [Keyed Alike -Code 1284X](#). 59B. 75.00. 3. 225. 00. Front Headlamp LED
Ready. 86P. 199. 00. 3. 597. 00. Courtesy Lamps Inoperable. 43D.

[PDF] Metric Specs

www.sumitomopm.com/pdfs/SE180DspecsMETRIC.pdf ▾
5365 x 1284 x 2041. Machine weight tonf. 6.4. 6.5. 6.5. NOTE: Specifications subject to
change without notice. Machine series photo at top may be different ...

[PDF] Rehman Gabriela - Listening Grupa 63CNME Satu Mare ...

engleza-fse.edu.ro/?q=webform_pdf/print/14388 ▾ [Translate this page](#)
Rehman Gabriela - Listening Grupa 63CNME Satu Mare 1284x. 3.Listening. Listen to a
song and fill in the gaps with the appropriate words. I heard that you're ...


[PDF] Certification: 5081-A/P BASEEFA 02ATEX1284 +/-1-7

www2.emersonprocess.com/.../LIQ_CER_BAS02ATEX1284_5081-A_5... ▾

[PDF] Buy Board - City of Alvin Texas

www.alvin-tx.gov/.../BUYBOARD_Quotes_for_Patrol_Vehicles.pd... ▾ Alvin ▾
Jan 20, 2011 - 432 [KEY ALIKB \(1284X\)](#) S 100.00 AG GRAPHICS KITS PROM
ADVANC- 5; 305.56. 45C LIMITED SLIP AXLE S 117.13 ED GRAPHIX, INC.

[PDF] frank beaver lebanon ford 614 570 0702 rs001214 Vin



All Shopping Images News Videos More Search tools



About 3,560 results (0.62 seconds)

[PDF] [Addendum Template - City of Phoenix](#)

<https://www.phoenix.gov/financesite/SolicitationAttachments/16-079A4.pdf> ▾ Phoenix ▾

Mar 18, 2016 - Per Master Lock, the key spec is Master Padlock #1KA. All locks will be **keyed alike** but key number. To Be Determined (range 2001 – 2997 and ...

[PDF] [Butch Oustalet Ford - DFA](#)

www.dfa.ms.gov/media/2611/butchoustaletford-policeoptionsheets.pdf ▾

Keyed Alike (1435, 1284, 0135, 0576, 1111). 43? Air Bags, (Dual Front, Side, Rollover Curtain). INC. Ballistic Door Panels, Left Front Door Only. 65E. Work Task ...

[PDF] [New Vehicle Purchase.pdf - Story County](#)

<https://www.storycountyiowa.gov/AgendaCenter/ViewFile/.../5970...> ▾ Story County, Iowa ▾

Dec 21, 2015 - **Keyed alike**/simple fleet key — all vehicles **keyed alike** will allow for simple ... orders with Ford Will result in the entire fleet being **keyed alike**.

[PDF] [ITEM 670.65000010 - 240/120 VOLT LIGHTING ... - New York State](#)

<https://www.dot.ny.gov/.../670.650000...> ▾ New York State Department of Transportation ▾

Jan 13, 1999 - boards shall be mounted in a NEMA 4X enclosure, as shown or indicated on plans. Furnish 2 keys for each lock. All locks shall be **keyed alike**.

[PDF] [Attachment B Section 3.2 through 3.6 - City of Charleston](#)

www.charleston-sc.gov/DocumentCenter/View/4845 ▾ Charleston ▾

Locks at all doors and drawers, **keyed alike** per desk. All work surfaces shall be laminate. Storage cases and supports shall be metal. Universal parts to allow ...

[PDF] [Click](#)

pdf.plano.gov/facilities/08%207100%20-%20Keying%20Requirements.pdf ▾

Mar 20, 2001 - Lockable display cabinets shall be **keyed alike**. ⇒ Provide two key cabinets, one mounted at site, one transferred to owner representative.

[PDF] [22222.00](#)

www.iowadot.gov/.../group_c_policestivers.pdf ▾ Iowa Department of Transportation ▾

Line 90 ADDED COST: **Keyed Alike** – Key Code 1284X. 432. 50.00. \$. Line 91 ADDED COST: **Keyed Alike** – Key Code 1294X. 435. 50.00. \$. Line 92 ADDED ...



"keyed alike" site:gov filetype:pdf



All

Shopping

Images

News

Videos

More ▾

Search tools



About 3,560 results (0.62 seconds)

[PDF] Addendum Template - City of Phoenix

<https://www.phoenix.gov/financesite/SolicitationAttachments/16-079A4.pdf> ▾ Phoenix ▾

Mar 18, 2016 - Per Master Lock, the key spec is Master Padlock #1KA. All locks will be keyed alike but key number. To Be Determined (range 2001 – 2997 and ...

[PDF] Butch Oustalet Ford - DFA

www.dfa.ms.gov/media/2611/butchoustaletford-policeoptionsheets.pdf ▾

Keyed Alike (1435, 1284, 0135, 0576, 1111). 43? Air Bags, (Dual Front, Side, Rollover Curtain). INC. Ballistic Door Panels, Left Front Door Only. 65E. Work Task ...

[PDF] New Vehicle Purchase.pdf - Story County

<https://www.storycountyiowa.gov/AgendaCenter/ViewFile/.../5970...> ▾ Story County, Iowa ▾

Dec 21, 2015 - Keyed alike/simple fleet key — all vehicles keyed alike will allow for simple ... orders with Ford Will result in the entire fleet being keyed alike.

[PDF] ITEM 670.65000010 - 240/120 VOLT LIGHTING ... - New York State

<https://www.dot.ny.gov/.../670.650000...> ▾ New York State Department of Transportation ▾

Jan 13, 1999 - boards shall be mounted in a NEMA 4X enclosure, as shown or indicated on plans. Furnish 2 keys for each lock. All locks shall be keyed alike.

[PDF] Attachment B Section 3.2 through 3.6 - City of Charleston

www.charleston-sc.gov/DocumentCenter/View/4845 ▾ Charleston ▾

Locks at all doors and drawers, keyed alike per desk. All work surfaces shall be laminate. Storage cases and supports shall be metal. Universal parts to allow ...

[PDF] Click

pdf.plano.gov/facilities/08%207100%20-%20Keying%20Requirements.pdf ▾

Mar 20, 2001 - Lockable display cabinets shall be keyed alike. ⇒ Provide two key cabinets, one mounted at site, one transferred to owner representative.

[PDF] 22222.00

www.iowadot.gov/.../group_c_policesters.pdf ▾ Iowa Department of Transportation ▾

Line 90 ADDED COST: Keyed Alike – Key Code 1284X. 432. 50.00. \$. Line 91 ADDED COST: Keyed Alike – Key Code 1294X. 435. 50.00. \$. Line 92 ADDED ...

**LOCK CHANGE / SECURING SERVICE REQUIREMENTS
AND COST SCHEDULE**

Windows and doors must be secured to prevent unauthorized entry and to protect against weather damage. Broken glass which could permit entry should be replaced, unless the opening is to be boarded. In some instances, temporary measures must be taken to protect the interior of the property from damage caused by leaking roofs. These temporary repairs in the form of spot patchwork or replacing loose shingles should be performed promptly. Mortgagees should document the temporary measures taken to protect the property.

Locks are to be changed on the main entry door only unless otherwise specified in the variations below. The main entry door lock must be a master lock as prescribed by the local HUD office as indicated in the variations below. All secondary entry doors must be secured. Secure only those doors which provide immediate access to the living area, attached garage, or basement areas. Doors must not be braced or nailed shut unless otherwise specified below or the lender will be held accountable for any damage caused by these practices. All windows and other openings should be properly secured. Garage doors and outbuildings must be secured with a padlock and hasp, and entrance gates to fences surrounding pools with a padlock and chain when no lock is present. Detached garage or storage areas with locks matching the main entry door shall be rekeyed to the same lock as the main entry door. Two keys to all locks must be sent to the local HUD office with Part A, Form-27011. Failure to conform with above lock installation instructions will result in disallowing that portion of the claim for reimbursement.

When applicable, unplug automatic garage door opener and secure garage doors. Garage doors should be left in such a condition as to allow for opening and closing without the use of the automatic garage door opener. Leave the remote key(s)/transmitter(s) in a kitchen counter drawer.

If the re-securing of a property becomes necessary, the mortgagee must obtain prior approval to expend the additional funds to re-secure the property.

Fees for securing or winterizing swimming pools are not included in the maximum allowable limit per property. Prior written approval from the local HUD office is required for securing or winterizing pools unless noted otherwise below.

**LOCK CHANGE / SECURING SERVICE REQUIREMENTS
AND COST SCHEDULE**

New York / New Jersey Offices

<i>Local HUD Office(s)</i>	<i>Variation(s) From General Requirements</i>	<i>Service</i>	<i>Cost</i>
Albany		Install Kwikset dead bold lock (3/4" lock) on main entry door. Master key coded to 677	\$50
		Rekey existing deadbolt to Kwikset lock type 677	\$50
		Master padlock and hasp key coded to	\$50
		Heavy duty padlock and chain (pool areas)	\$40
		Slide Bolt installation on Secondary doors (1st floor only)	\$25
New Jersey State		Install Dead Bolt Lock (3/4" Lock) on main entry door. Master key coded to 677	\$50
		Padlock & hasp. Key coded to	\$50
		Rekey Existing Deadbolt to lock type 677	\$25
		Slide Bolt installation on Secondary doors (1st floor only)	\$25

LOCK CHANGE / SECURING SERVICE REQUIREMENTS
AND COST SCHEDULE

New York / New Jersey Offices

<i>Local HUD Office(s)</i>	<i>Variation(s) From General Requirements</i>	<i>Service</i>	<i>Cost</i>
Albany		Install Kwikset dead bold lock (3/4" lock) on main entry door. Master key coded to 677	\$50
		Rekey existing deadbolt to Kwikset lock type 677	\$50
		Master padlock and hasp key coded to	\$50
		Heavy duty padlock and chain (pool areas)	\$40
		Slide Bolt installation on Secondary doors (1st floor only)	\$25
New Jersey State		Install Dead Bolt Lock (3/4" Lock) on main entry door. Master key coded to 677	\$50
		Padlock & hasp. Key coded to	\$50
		Rekey Existing Deadbolt to lock type 677	\$25
		Slide Bolt installation on Secondary doors (1st floor only)	\$25

LOCK CHANGE / SECURING SERVICE REQUIREMENTS AND COST SCHEDULE

Mid-Atlantic Offices

<i>Local HUD Office(s)</i>	<i>Variation(s) From General Requirements</i>	<i>Service</i>	<i>Cost</i>
District of Columbia	Since lock sets or padlocks are to be used on the main entry door only, lenders may use bracing to secure other doors leading to the exterior as needed. Specifically, bracing should be used only when exterior doors cannot be otherwise secured from the interior (i.e. existing lock is not functional). If you have questions in connection with when to employ bracing, contact the Property Disposition Branch of the local HUD office. Bracing - Cut a 2x4 inch brace board to fit between the interior door knob and a cleat board nailed into the floor at a 45 degree angle, as shown below. When resecuring properties is necessary because of vandalism, after the first securing, mortgagees must seek approval to expend additional funds to resecure the property. Swimming Pools: Replace any damaged or missing boards or sections of fence. Remove all trash from interior of pool. As necessary, build frame & cover pool with appropriate decking or wire mesh in accordance and in compliance with State & local codes. Mortgagees do not need prior approval to secure pools.	Install Master Lock - key code #767	\$50
		Padlock: United States Lock #197 or American Lock #AM8 on main entry door	
		Swimming Pools (Winterize, clean, & secure).	\$350
		Bracing	\$10

LOCK CHANGE / SECURING SERVICE REQUIREMENTS AND COST SCHEDULE

Mid-Atlantic Offices

<i>Local HUD Office(s)</i>	<i>Variation(s) From General Requirements</i>	<i>Service</i>	<i>Cost</i>
District of Columbia	<p>Since lock sets or padlocks are to be used on the main entry door only, lenders may use bracing to secure other doors leading to the exterior as needed. Specifically, bracing should be used only when exterior doors cannot be otherwise secured from the interior (i.e. existing lock is not functional). If you have questions in connection with when to employ bracing, contact the Property Disposition Branch of the local HUD office.</p> <p>Bracing - Cut a 2x4 inch brace board to fit between the interior door knob and a cleat board nailed into the floor at a 45 degree angle, as shown below.</p> <p>When resecuring properties is necessary because of vandalism, after the first securing, mortgagees must seek approval to expend additional funds to resecure the property.</p> <p>Swimming Pools: Replace any damaged or missing boards or sections of fence. Remove all trash from interior of pool. As necessary, build frame & cover pool with appropriate decking or wire mesh in accordance and in compliance with State & local codes. Mortgagees do not need prior approval to secure pools.</p>	Install Master Lock - key code #767	\$50
		Padlock: United States Lock #197 or American Lock #AM8 on main entry door	
		Swimming Pools (Winterize, clean, & secure).	\$350
		Bracing	\$10

**LOCK CHANGE / SECURING SERVICE REQUIREMENTS
AND COST SCHEDULE**

*Mid-Atlantic Offices
(continued)*

<i>Local HUD Office(s)</i>	<i>Variation(s) From General Requirements</i>	<i>Service</i>	<i>Cost</i>
Maryland State	Locks for each entrance door, rear door, including all doors on 1st floor and basement should be changed using a standard lock set.	Lock Change: Install a Kwik-set protecto lock keyed to 352 on main entry door.	\$50
	Since lock sets or padlocks are to be used on the main entry door only, lenders may use bracing to secure other doors leading to the exterior as needed. Specifically, bracing should be used only when exterior doors cannot be otherwise secured from the interior (i.e. existing lock is not functional). If you have questions in connection with when to employ bracing, contact the REO Branch of the local HUD office.	Swimming Pools (Winterize, clean, & secure)	\$350
	Bracing - Cut a 2x4 inch brace board to fit between the interior door knob and a cleat board nailed into the floor at a 45 degree angle, as shown below.	Bracing	\$10
	Swimming Pools: Swimming pools to be drained & secured with 2"x4" framing & 1/2" plywood as required by code. Replace any damaged or missing boards or sections of fence. Remove all trash from interior of pool. Mortgagees do not need prior approval to secure pools. When resecuring properties is necessary because of vandalism, after the first securing, mortgagees must seek approval to expend additional funds to resecure the property.		

**LOCK CHANGE / SECURING SERVICE REQUIREMENTS
AND COST SCHEDULE**

*Mid-Atlantic Offices
(continued)*

<i>Local HUD Office(s)</i>	<i>Variation(s) From General Requirements</i>	<i>Service</i>	<i>Cost</i>
Maryland State	Locks for each entrance door, rear door, including all doors on 1st floor and basement should be changed using a standard lock set.	Lock Change: Install a Kwik-set protecto lock keyed to 352 on main entry door.	\$50
	Since lock sets or padlocks are to be used on the main entry door only, lenders may use bracing to secure other doors leading to the exterior as needed. Specifically, bracing should be used only when exterior doors cannot be otherwise secured from the interior (i.e. existing lock is not functional). If you have questions in connection with when to employ bracing, contact the REO Branch of the local HUD office.	Swimming Pools (Winterize, clean, & secure)	\$350
	Bracing - Cut a 2x4 inch brace board to fit between the interior door knob and a cleat board nailed into the floor at a 45 degree angle, as shown below.	Bracing	\$10
	Swimming Pools: Swimming pools to be drained & secured with 2"x4" framing & 1/2" plywood as required by code. Replace any damaged or missing boards or sections of fence. Remove all trash from interior of pool. Mortgagees do not need prior approval to secure pools. When resecuring properties is necessary because of vandalism, after the first securing, mortgagees must seek approval to expend additional funds to resecure the property.		



7ADC

SET

CODE
USED

LAUNCH

A

B

SET

CODE
USED

WAR PLAN

LAUNCH CONTROL







18 U.S. Code § 1386 - Keys and keyways used in security by DoD

(1) ... any lock or key to any lock, knowing that such **lock or key has been adopted by any part of the Department of Defense**, including all Department of Defense agencies, military departments, and agencies thereof...

(3) ... delivers any such finished or unfinished lock or any such key to any person not duly authorized by the Secretary of Defense or his designated representative to receive the same

(b) Whoever commits an offense ... shall be **fined under this title or imprisoned not more than 10 years, or both**.

(c) As used in this section, the term “key” means any **key, keyblank, or keyway** adopted by any part of the Department of Defense, including all Department of Defense agencies, military departments, and agencies thereof, for use in protecting conventional arms, ammunition or explosives, special weapons, and classified information or classified equipment.

This is a government operation. Being keyed-alike


is not only possible... it is essential!

The 2642 Key... The Key That Keeps On Giving


























“Citywide Standard key”



“NYC Fire Department key”





2-6-4-2-X



6-6-4-2-X



2-6-4-2-X



6-6-4-2-X



2-6-4-2



6-6-4-2



6-4-2



6-4-2

6-4-2




Nailed It!

6-4-2








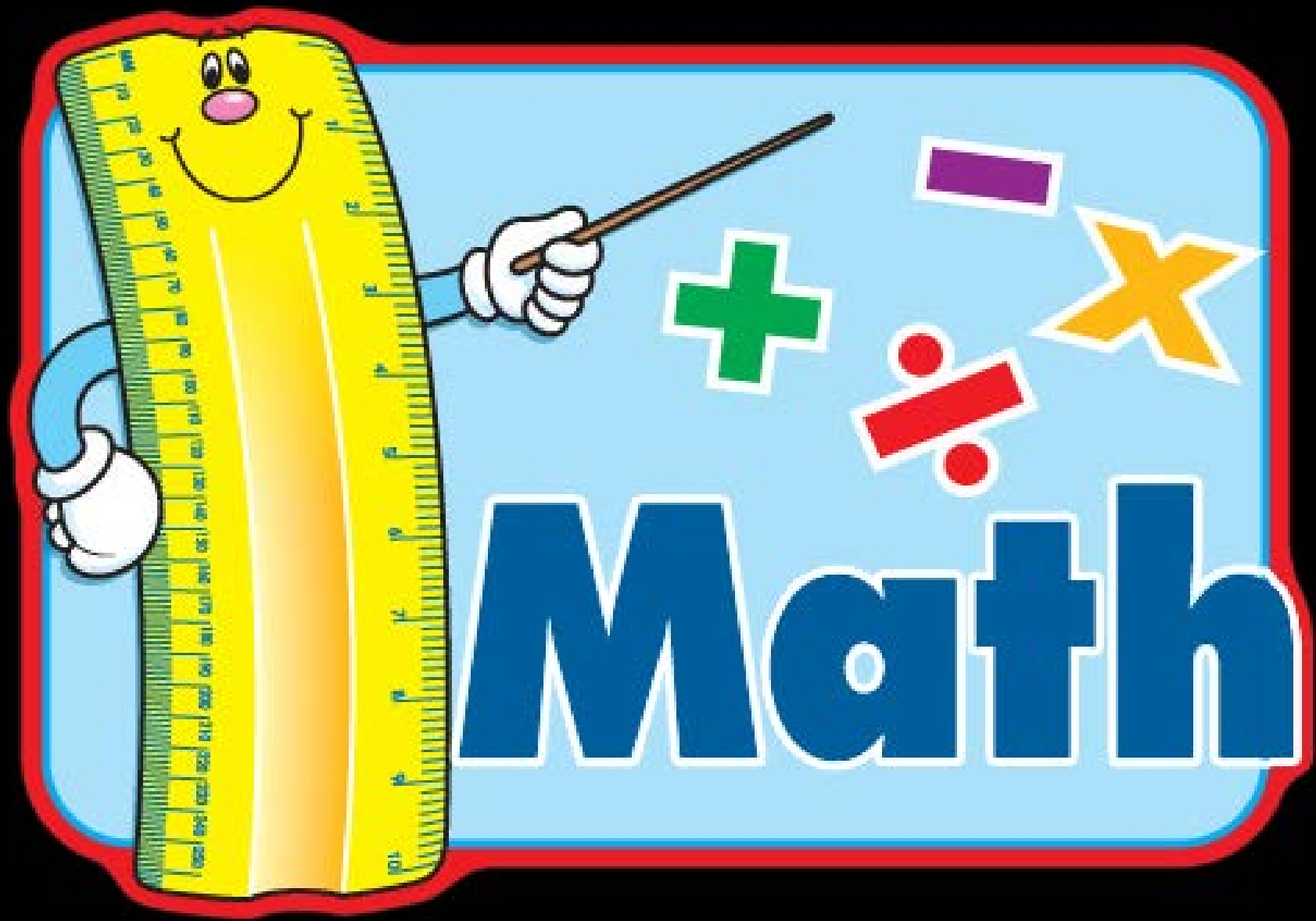


















X-X-7-5-3

X-X-6-5-3

X-X-7-5-4

X-X-6-5-4

X-X-7-6-3

X-X-6-6-3

X-X-7-6-4

X-X-6-6-4

X-7-5-3-X

X-6-5-3-X

X-7-5-4-X

X-6-5-4-X

X-7-6-3-X

X-6-6-3-X

X-7-6-4-X

X-6-6-4-X



- Polished Brass Finish
- Simple Installation
- 3 Pick-resistant Pins
- Anti-saw Rod
- 2 Keys Included





X-X-7-5-3	5-4-6-5-3
X-X-7-5-4	X-X-6-5-4
X-X-7-6-3	X-X-6-6-3
X-X-7-6-4	X-X-6-6-4
X-7-5-3-X	X-6-5-3-X
X-7-5-4-X	X-6-5-4-X
X-7-6-3-X	X-6-6-3-X
X-7-6-4-X	X-6-6-4-X

12798
KEYED
ALIKE

LIFETIME
GUARANTEE
CURSED
CUTTING











commence the jigglin!



[adultswim.com]



2.27.8 Switch keys

The switches required by Section 2.27.2 through Section 2.27.5 for all elevators in a building shall be operable **only by** a citywide standard key 2642 and the New York City Fire Department standard key 1620.

The citywide standard key shall be designed in accordance with the requirements of the Fire Department and shall be obtained only through Fire Department authorization. Citywide standard keys shall be kept on the premises by a person responsible for the maintenance and operation of the elevators in a location readily accessible to authorized persons in an emergency, but not where they are available to the public.

the official vendor's response...




the official vendor's response...

#wontfix





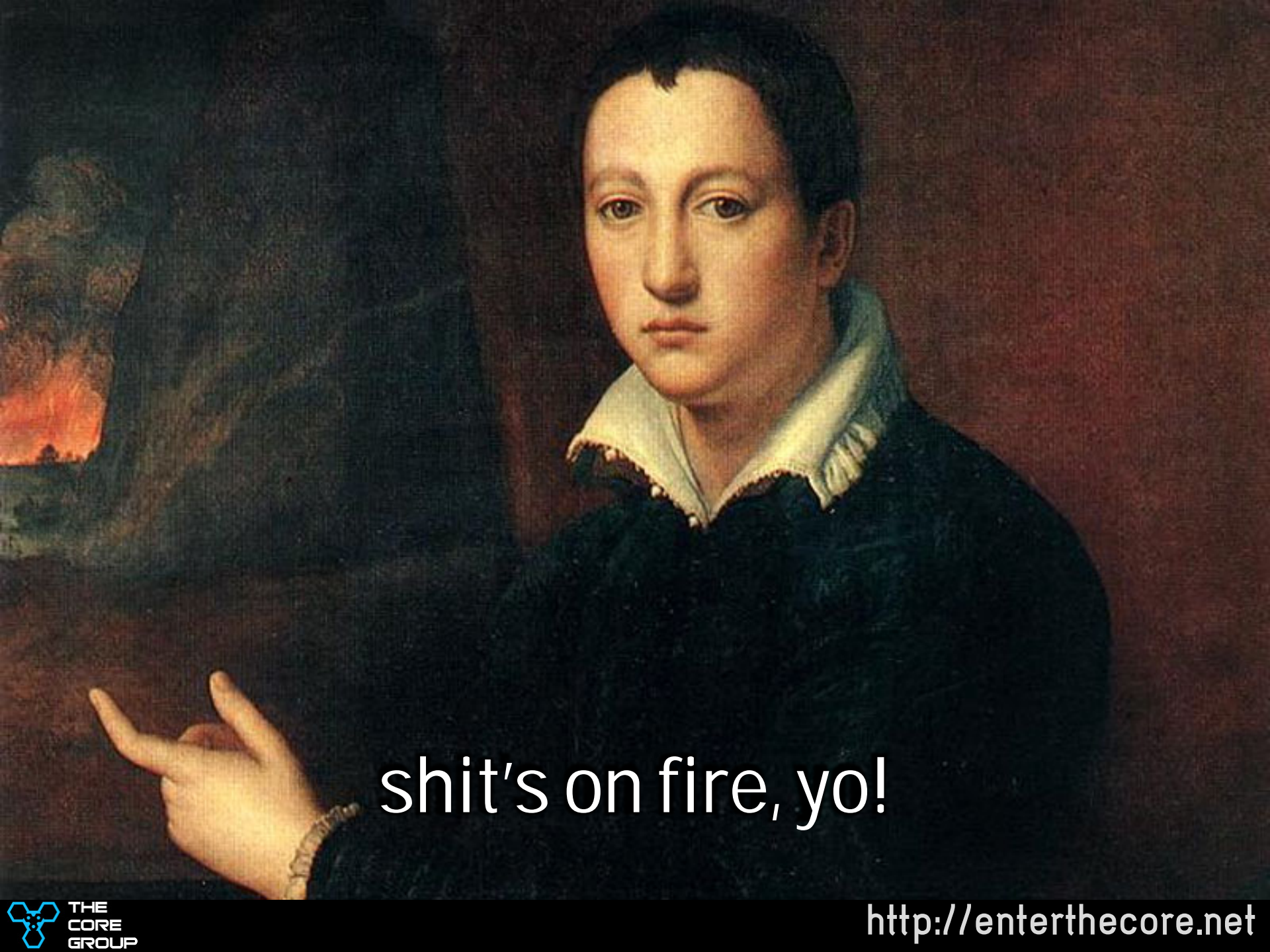
In Conclusion





do you want ants?

because that's how you get ants!



shit's on fire, yo!

fixes cost money...



...let's talk about spending it wisely











FLEX SEAL BRITE



PRODUCTS

[REPLACEMENT KEYS](#)

[EQUIPMENT MANUALS &
WIRING DIAGRAMS](#)


[SONOZAIRE SYSTEMS](#)

[MISCELLANEOUS](#)



[Home](#) > [Replacement Keys](#) > [Keys listed by Manufacturers](#) > [Allen-Bradley](#)

Allen-Bradley 3910 replacement keys

 [Email to a Friend](#)



Click on images to enlarge

Allen-Bradley 3910 replacement keys

- The 3910 Master-key is Allen-Bradley part number: 800F-AKR3910
- The 3910 key is also known as the: 53R key
- Our 3910 Master-keys operate Allen-Bradley 22mm switches that use the following key numbers:
- 3801, 3802, 3803, 3804, 3805, 3806, 3825

NOTE: Our replacement keys are pre-cut, in stock and available for immediate delivery. They are produced on blanks from an aftermarket supplier, without the plastic head and are not stamped with the key number. They are guaranteed to work as well as the originals.

FOIA



← → ↻ [https://www.google.com/search?q=\"keyed+alike\"+site%3Agov+filetype%3Apdf&oeq=\"keyed+alike\"+site%3Aamil+filetype%3Apdf](https://www.google.com/search?q=\) ☆ 📱 🌐 📄



"keyed alike" site:gov filetype:pdf



All

Shopping

Images

News

Videos

More ▾

Search tools



About 3,560 results (0.62 seconds)

[PDF] Addendum Template - City of Phoenix

<https://www.phoenix.gov/financesite/SolicitationAttachments/16-079A4.pdf> ▾ Phoenix ▾

Mar 18, 2016 - Per Master Lock, the key spec is **Master Padlock #1KA. All locks will be keyed alike** but key number. To Be Determined (range 2001 – 2997 and ...

[PDF] Butch Oustalet Ford - DFA

www.dfa.ms.gov/media/2611/butchoustaletford-policeoptionsheets.pdf ▾

Keyed Alike (1435, 1284, 0135, 0576, 1111). 43? Air Bags, (Dual Front, Side, Rollover Curtain). INC. Ballistic Door Panels, Left Front Door Only. 65E. Work Task ...

[PDF] New Vehicle Purchase.pdf - Story County

<https://www.storycountyiowa.gov/AgendaCenter/ViewFile/.../5970...> ▾ Story County, Iowa ▾

Dec 21, 2015 - Keyed alike/simple fleet key — **all vehicles keyed alike** will allow for simple ... orders with Ford Will result in the entire fleet being keyed alike.




Dan Kirsch
@ddkirsch



Follow

Less than impressive Jetway security at JFK Airport -- hope somebody doesn't take one for a joyride



RETWEETS 8
LIKES 16



7:26 PM - 16 May 2016



8



16



Sarah
@_riut



Follow

Today I found a Wifi code reminder on a #jetbridge March 12, 2014 at 11:26AM



RETWEETS 5
LIKES 5



8:34 AM - 12 Mar 2014



5



5







howard@paynelevator.com
[@sqthowardpayne](https://twitter.com/sqthowardpayne)



delta@enterthecore.net
[@deviantollam](https://twitter.com/deviantollam)



**THE
CORE
GROUP**